

How to Share Photos to




1. Open Loop App.



2. Tap Home at the bottom.



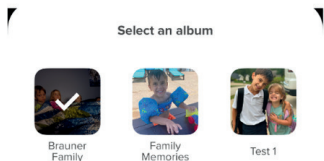
3. Tap the blue plus sign in lower right corner.



4. Tap photos you want to add.



5. Click blue button at bottom to “Add # Photos.”



6. Select the Album you want to send them to.



7. Click “Share” in upper right corner to send to your Loop frame.

How to Share Photos to




1. Open Loop App.



2. Tap Home at the bottom.



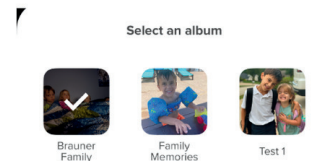
3. Tap the blue plus sign in lower right corner.



4. Tap photos you want to add.



5. Click blue button at bottom to “Add # Photos.”



6. Select the Album you want to send them to.



7. Click “Share” in upper right corner to send to your Loop frame.