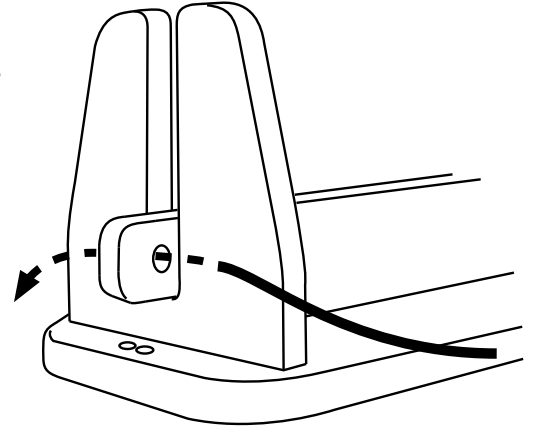


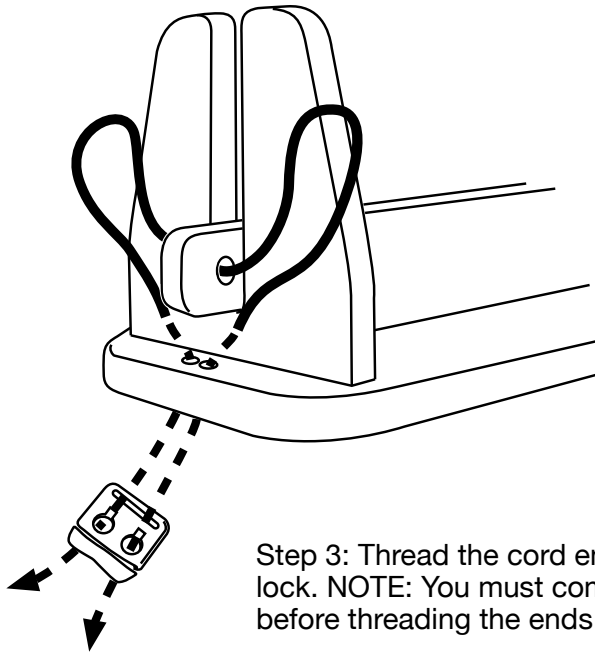
Installing New Stretch Cords, Cord Locks, and End Caps on the SeaSucker Paper Towel Holder

CX5401
10-24

Step 1: For the pivoting end of the bar, thread one end of the cord through the hole, leaving an equal amount of cord on each side. For the hook end of the bar, start on Step 2.

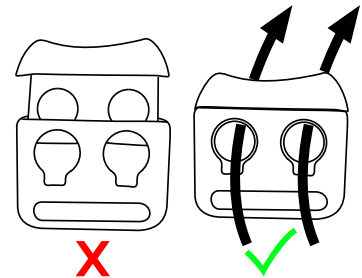


Step 2: Thread the cord ends through the two holes on the base.

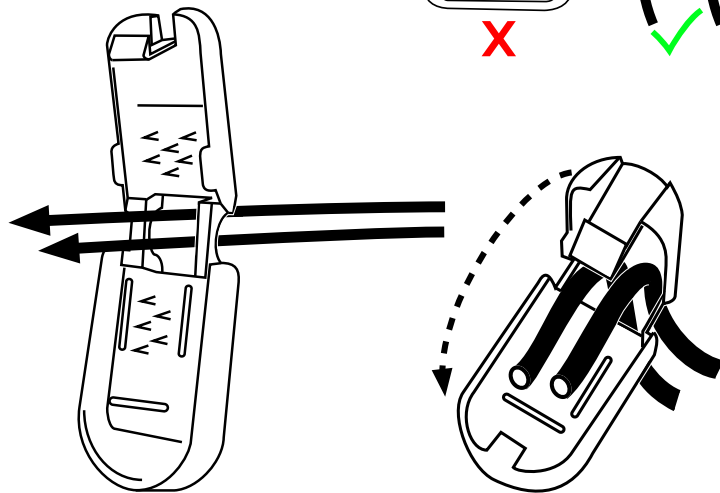


Step 3: Thread the cord ends through the cord lock. NOTE: You must compress the cord lock before threading the ends through (see diagram).

Compress the cord lock
when inserting the cord.



Step 4: Push the cord ends through the back of the end cap (see diagram). Press the cords ends into the bottom half of the end cap (approx. 1/4" of cord) and press the top of the cap closed until it snaps into place.



Designed and manufactured by:
SeaSucker, LLC
Bradenton, Florida
www.SeaSucker.com

