

- THANK YOU -

We'd like to thank you for choosing our Quick-Snap Agility Ladder. We hope you enjoy and get years of use out of this product.

In the rare chance that you have any issues with the product, please do not return it to the place of purchase and instead contact us directly at info@quickplaysport.com so that we might assist you.

- The QuickPlay Team 😊

At Quick Play Sport we think sport is all about taking part. We develop innovative products that help athletes and coaches at all levels of sport, perform to the best of their ability. If you have any queries or suggestions about how we can improve our products, we'd love to hear them. Please feel free to get in touch.

info@quickplaysport.com

QUICKPLAY™ **QUICK-SNAP** ADJUSTABLE AGILITY LADDER




INSTRUCTION MANUAL

QUICK-SNAP

ADJUSTABLE AGILITY LADDER

Contents:



We've designed the Quick-Snap Agility Ladder to be set up and taken down quickly and easily. The ladder comes with a unique wire holder and a small convenient carry bag for storage.

ADJUSTABLE RUNG DISTANCE: The distance between the rungs can be easily adjusted to meet your training needs using our Quick-Snap system. Please follow the Detaching / Reattaching instructions to learn how.

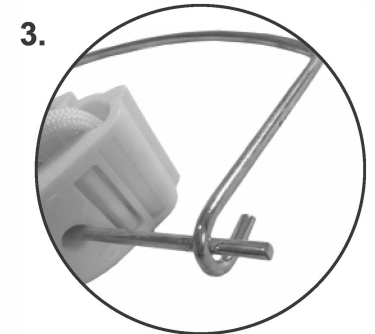
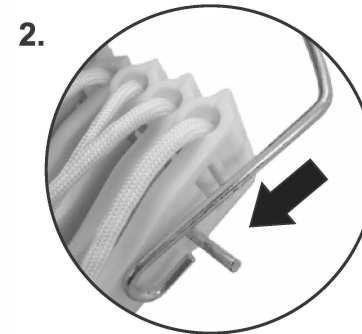
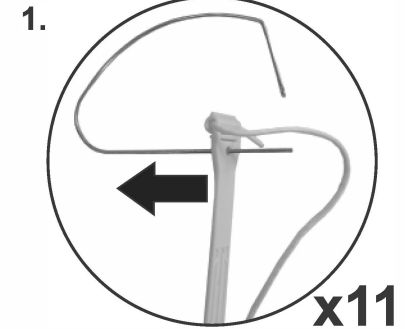
WARNINGS:

1. Must be set up by an adult.
2. To be used on a flat surface.
3. Check the product is fully assembled before use.
4. Pack away after use. Do not leave outdoors in adverse weather conditions.
5. Do not use as a rope ladder for climbing.
6. Use caution when handling the wire holder.
6. Regularly check for wear and tear, and stop using if any part of it breaks. Failure to do this may result in injury.
7. Keep away from heat sources and do not leave in a hot vehicle.
8. Keep away from small children. This product is not suitable for children under 5 years of age.

PARTS WARRANTY:

The Quick-Snap Agility Ladder must be stored properly after use, on the holder and in the bag provided and kept in a dry place or the warranty is no longer valid.

Storage:



Detaching / Reattaching the rungs:

