

910003

MERRY
Christmas



4 Section Hinged
Christmas Tree Owners Manual

Components

1 Stand



3 Base Screw




1 Top Section



2 Middle Section



1 Bottom Section



Before Starting

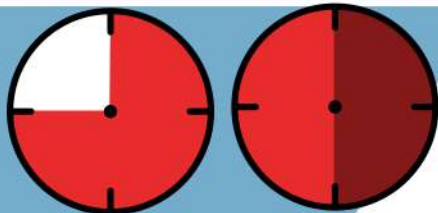
Remove all caps from pole ends



1. Ensure all pieces are present
2. Ensure area of construction is flat, stable and free from children, pets and other obstructions
3. Ensure tree is away from sparks, flames or heat sources.

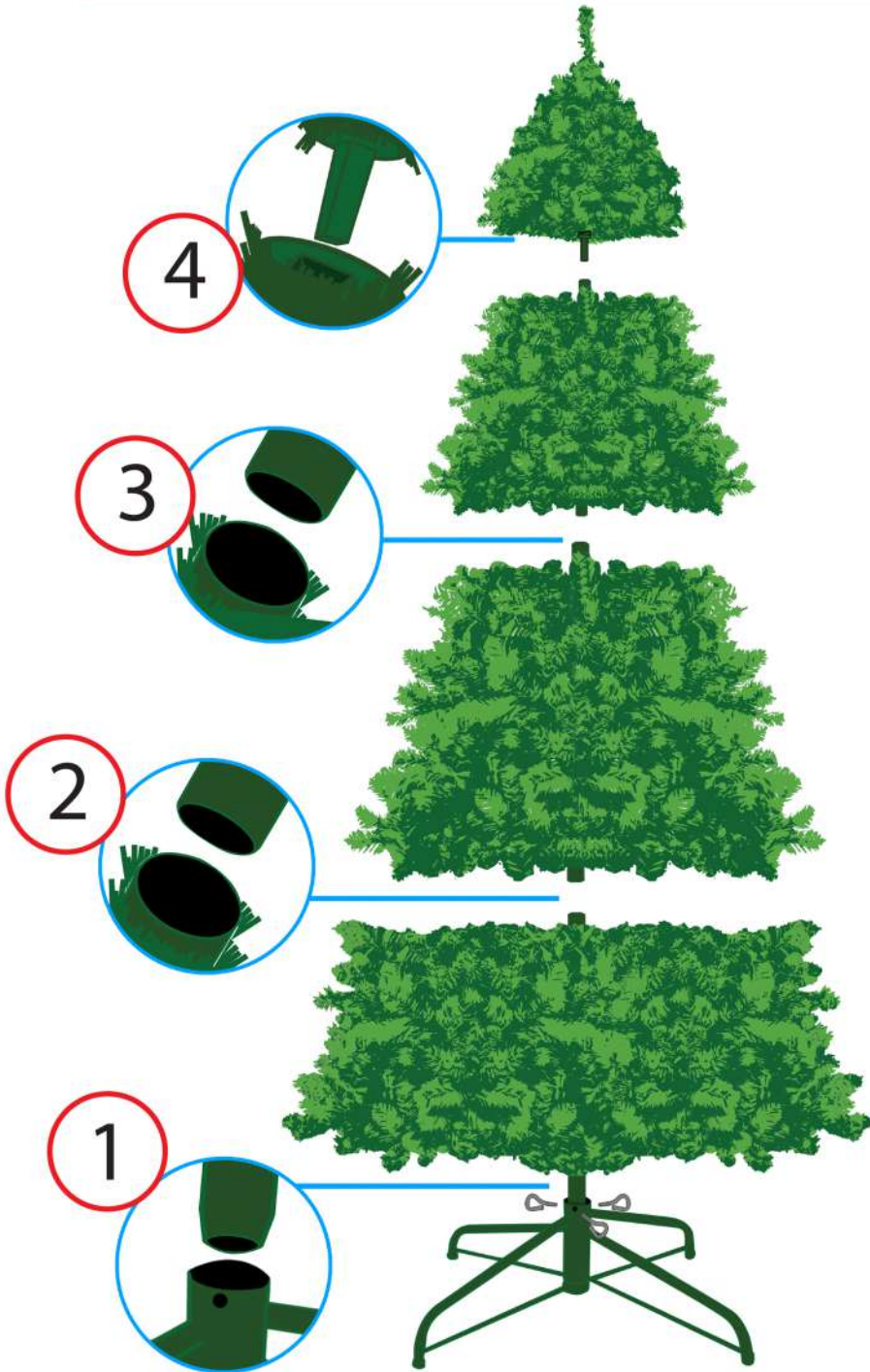
Estimated construction time:

2 Elf Assembly
Approx. 45 - 90 mins



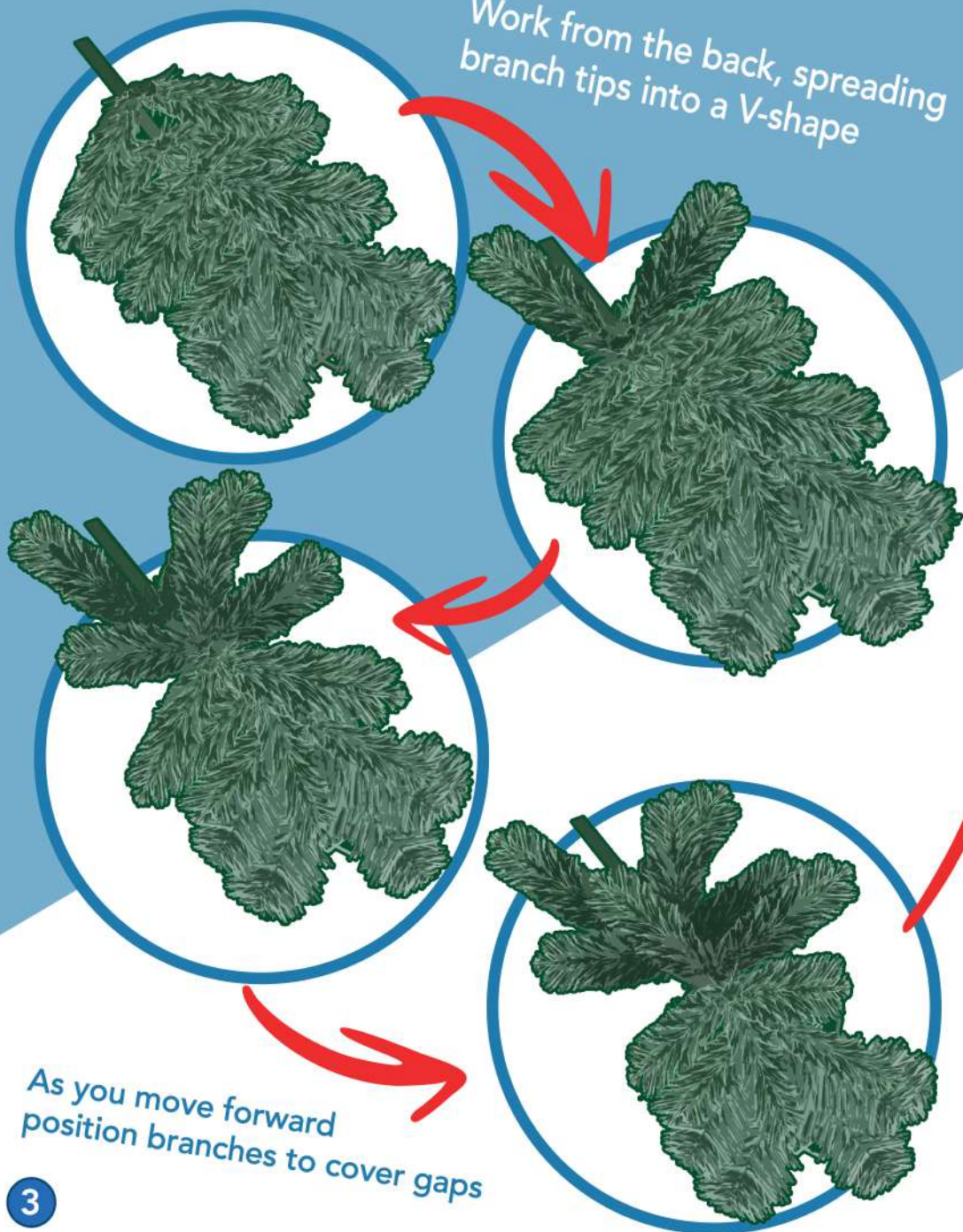
1

Assembly




Branch Fluffing

Work from the back, spreading
branch tips into a V-shape

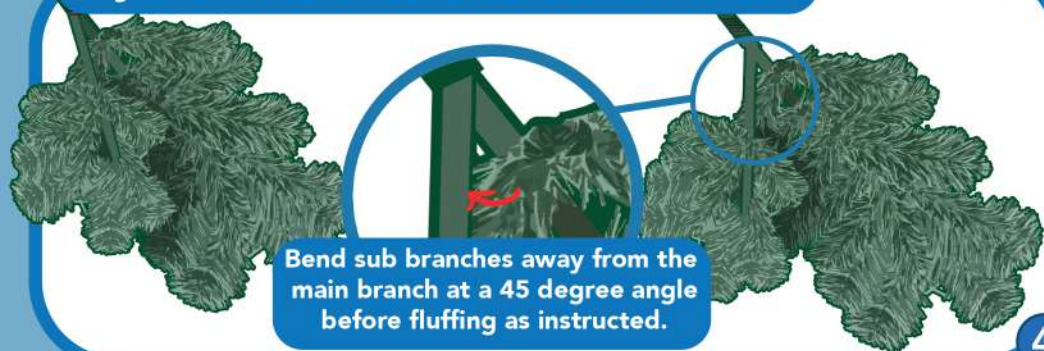


As you move forward
position branches to cover gaps

PRO TIP! For our in depth fluffing and styling guide visit <https://www.christmastreeworld.co.uk/branch-fluffing>



If your tree has sub branches




Tips & Maintenance

My tree doesn't look like it does on your website!



It just needs a fluff!

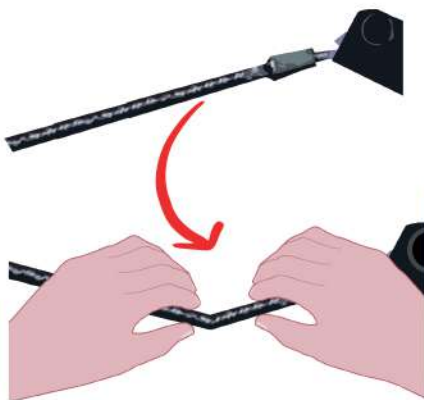
For our in depth fluffing and styling guide visit <https://www.christmastreeworld.co.uk/branch-fluffing>



Some of my branches are loose, hang low or are out of place.

Branches that have dropped can be repositioned by bending the branch at the base.

If your branches have any further issues visit <https://www.christmastreeworld.co.uk/troubleshooting>




Branches wiggle from side to side. They may seem loose but this is normal - It allows for positioning of the branch and provides flexibility to avoid branches breaking off.

Let There Be Light


Now your tree is all ready to go, why not head over to our website and have a look at some of our fantastic lights!

<https://www.christmastreeworld.co.uk/christmas-lights>



Multi function LED Cluster Lights

Multi function LED String Lights



A few additional decorating and styling tips from our team



Our wooden tree skirts neaten up your tree's silhouette and tuck away unsightly wires

<https://www.christmastreeworld.co.uk/accessories/tree-skirts.html>

Finish The Room

Get the full festive effect by adding one of our pre-lit wreath and garland combinations.



<https://www.christmastreeworld.co.uk/christmas-decorations/wreaths>



Storage Solutions

Get your hands on one of our decoration storage boxes. They're perfect for keeping everything together and are sturdy enough to serve as an occasional seat!



Warnings!

Before each use, inspect your tree!

Take time to carefully ensure all parts of your tree are free from damage. Damaged parts may affect the structural integrity of your tree and can increase the risk of accidents, injury and damage to property.



If you find any parts of your tree are damaged or compromised, get in touch with our customer service team to see what we can do for you!

Do not position your tree near heat sources or open flames

While all our trees are manufactured with fire retardant materials, intense heat or open flames can still cause damage to your tree, lights, cables and home!



This is an indoor tree!

This tree is not suitable for outdoor use. Damp and wet conditions will cause the frame to rust!

Warnings!

Ensure tree is placed on a flat & stable surface

Not doing so will compromise the tree's stability and may result in damage to the tree, property or life. Make sure your tree is out of the way to avoid it being knocked or becoming a tripping hazard. Do not attempt to move tree once it is secured in the stand, doing so may cause tipping or damage to the tree.

Sloping floors,
ramps or stairs



Uneven surfaces or
raised platforms



Flat solid floor



Keep out of reach of children & pets

Enjoy your tree as a family, but keep little hands and paws away!
Young children and pets should always be supervised around your tree to avoid damage and potential injury risks.





Christmas TREE WORLD

The Environment

Here at Christmas Tree World, our goal is to become carbon neutral. We are transitioning to electric vehicles, power our offices with solar power and have since 2019, been in partnership with the Borneo Nature Foundation (BNF) to whom we have donated tens of thousands of pounds each year to help fund their reforestation efforts in the Borneo rainforest.

At no extra cost to you, a tree is planted in Borneo for every order placed on our website.

Artificial Christmas trees are not a single use plastic, they are designed to be used year after year and with our 10 year foliage guarantee, you can be assured that your tree will last.

If you no longer want or require your tree, please consider donating your tree to a charity shop, giving to a friend or even re-using parts of the tree to make new Christmas decorations that you can use for years to come before considering disposing of it.

All packaging used is widely recyclable.

Please retain these instructions for future reference.

This document contains instructions for items with the following product numbers.

TR-UMOP-270	TR-BIA-270	TR-MDP-300
TR-UMOP-300	TR-BLI-240	TR-SSP-240
TR-FUMOP-270	TR-BLI-270	TR-SSP-270
TR-FUMOP-300	TR-IBIA-240	TR-WOP-270
TR-ABP-240	TR-IBIA-270	TR-WOP-300
TR-AU-240	TR-MDP-240	
TR-BIA-240	TR-MDP-270	

Contact Us Today

The fastest way to contact us is to go to www.christmastreeworld.co.uk and click on the blue and white "Live Chat" icon.

You can also reach us via email on: aftercare@christmastreeworld.co.uk
Alternatively, reach us by telephone Monday to Friday on 01257 754 795

Christmas Tree World Commercial Sales
Unit 3, Enfield Industrial Estate
Enfield Street
Pemberton
Wigan
WN5 8DB

Made in China