

910002

MERRY  
Christmas



3 Section Hinged  
Christmas Tree Owners Manual

# Components

1 Stand



3 Base Screw



1 Top Section



1 Middle Section



1 Bottom Section



## Before Starting

Remove all caps from pole ends





1. Ensure all pieces are present
2. Ensure area of construction is flat, stable and free from children, pets and other obstructions
3. Ensure tree is away from sparks, flames or heat sources.

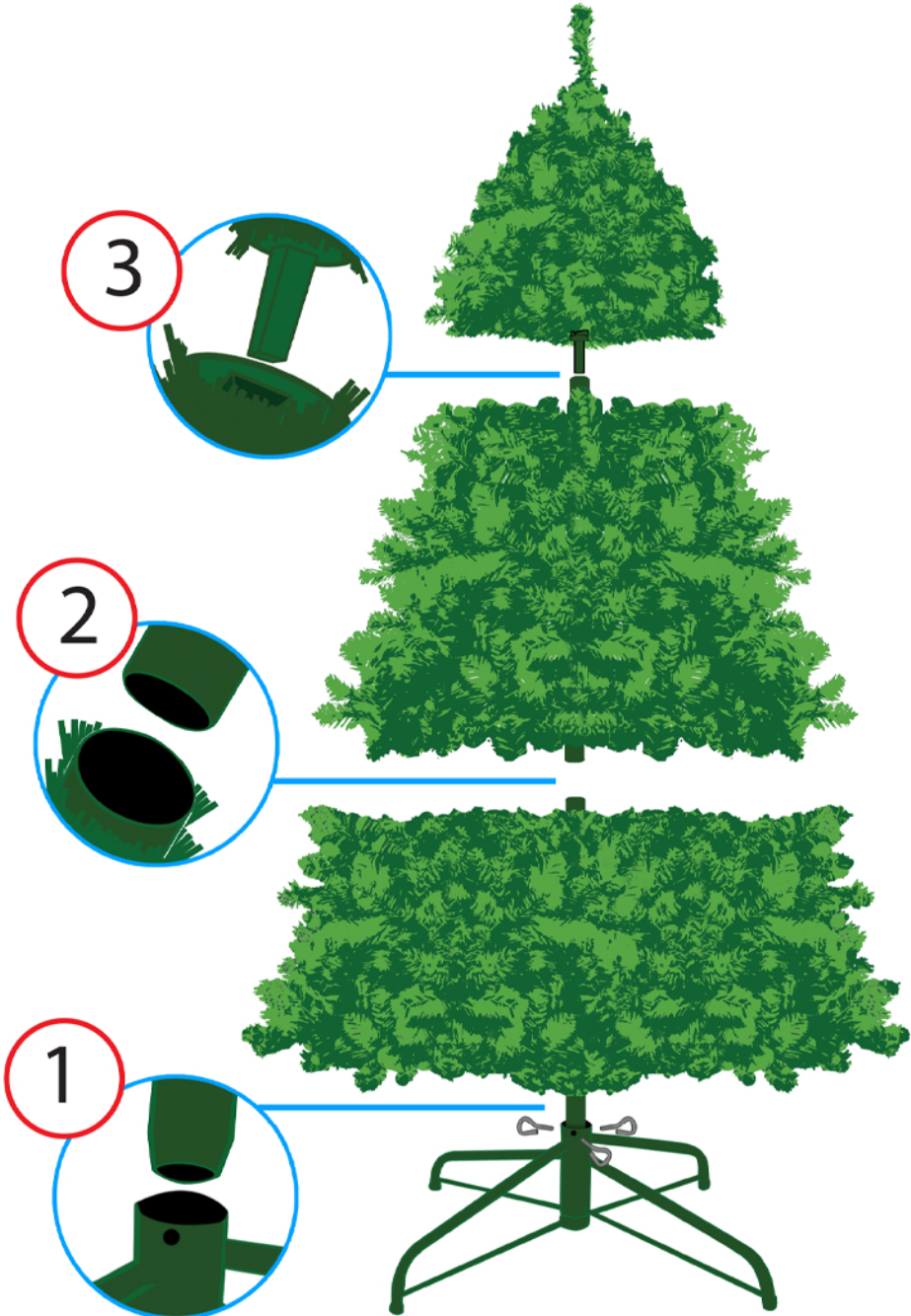
Estimated construction time:

1 Elf Assembly  
Approx. 45 - 90 mins

1

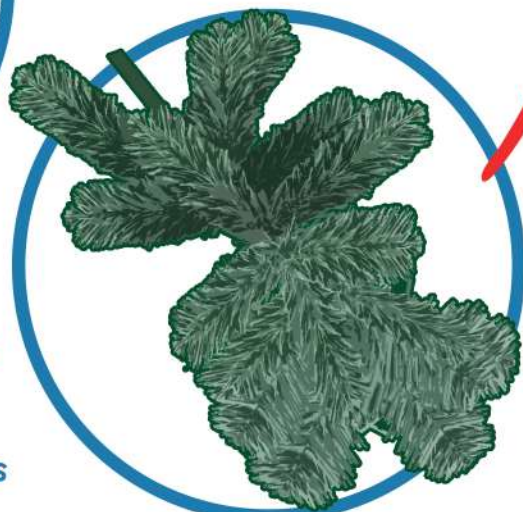

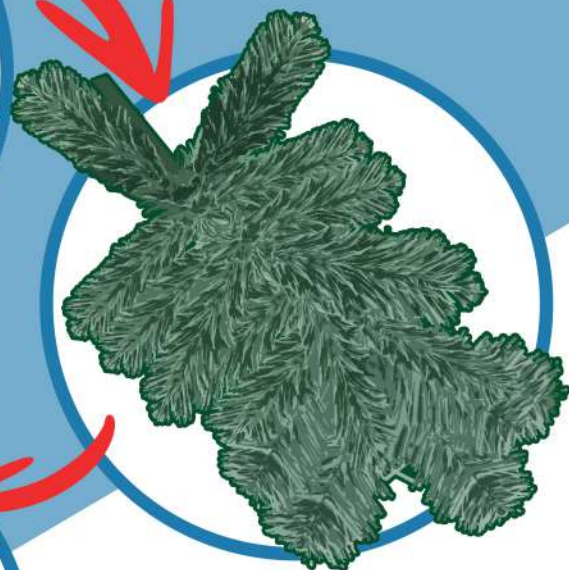
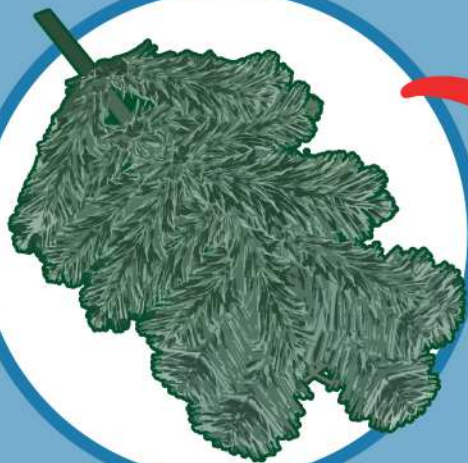


# Assembly




# Branch Fluffing

Work from the back, spreading branch tips into a V-shape



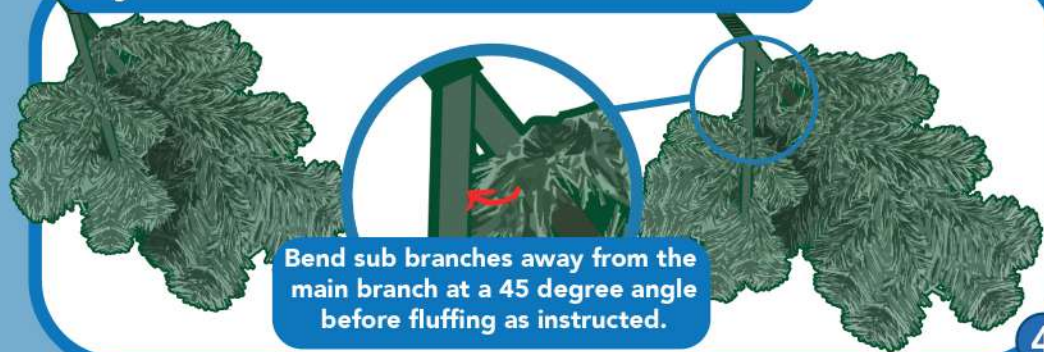
As you move forward position branches to cover gaps

PRO TIP! For our in depth fluffing and styling guide visit <https://www.christmastreeworld.co.uk/branch-fluffing>



Spread the front branches into a star shape.

If your tree has sub branches



Bend sub branches away from the main branch at a 45 degree angle before fluffing as instructed.


# Tips & Maintenance

My tree doesn't look like it does on your website!

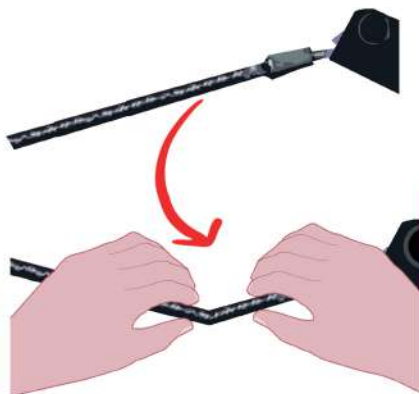


It just needs a fluff!

For our in depth fluffing and styling guide visit <https://www.christmastreeworld.co.uk/branch-fluffing>



Some of my branches are loose, hang low or are out of place.



Branches that have dropped can be repositioned by bending the branch at the base.


If your branches have any further issues visit <https://www.christmastreeworld.co.uk/troubleshooting>

Branches wiggle from side to side. They may seem loose but this is normal - It allows for positioning of the branch and provides flexibility to avoid branches breaking off.

# Let There Be Light


Now your tree is all ready to go, why not head over to our website and have a look at some of our fantastic lights!

<https://www.christmastreeworld.co.uk/christmas-lights>



Multi function LED Cluster Lights

Multi function LED String Lights



# A few additional decorating and styling tips from our team



Our wooden tree skirts neaten up your tree's silhouette and tuck away unsightly wires

<https://www.christmastreeworld.co.uk/accessories/tree-skirts.html>



# Finish The Room

Get the full festive effect by adding one of our pre-lit wreath and garland combinations.



<https://www.christmastreeworld.co.uk/christmas-decorations/wreaths>



## Storage Solutions

Get your hands on one of our decoration storage boxes. They're perfect for keeping everything together and are sturdy enough to serve as an occasional seat!



# Warnings!

## Before each use, inspect your tree!

Take time to carefully ensure all parts of your tree are free from damage. Damaged parts may affect the structural integrity of your tree and can increase the risk of accidents, injury and damage to property.



If you find any parts of your tree are damaged or compromised, get in touch with our customer service team to see what we can do for you!

## Do not position your tree near heat sources or open flames

While all our trees are manufactured with fire retardant materials, intense heat or open flames can still cause damage to your tree, lights, cables and home!



## This is an indoor tree!

This tree is not suitable for outdoor use. Damp and wet conditions will cause the frame to rust!

# Warnings!

## Ensure tree is placed on a flat & stable surface

Not doing so will compromise the tree's stability and may result in damage to the tree, property or life. Make sure your tree is out of the way to avoid it being knocked or becoming a tripping hazard.

Sloping floors,  
ramps or stairs



Uneven surfaces or  
raised platforms



Flat solid floor



## Keep out of reach of children & pets

Enjoy your tree as a family, but keep little hands and paws away!  
Young children and pets should always be supervised around your tree to avoid damage and potential injury risks.





## Contact Us Today

The fastest way to contact us is to go to [www.christmastreeworld.co.uk](http://www.christmastreeworld.co.uk) and click on the blue and white "Live Chat" icon.

You can also reach us via email on:  
[aftercare@christmastreeworld.co.uk](mailto:aftercare@christmastreeworld.co.uk)

Alternatively, reach us by telephone  
Monday to Friday on 01257 754 795

Christmas Tree World Commercial Sales  
Unit 3, Enfield Industrial Estate  
Enfield Street  
Pemberton  
Wigan  
WN5 8DB