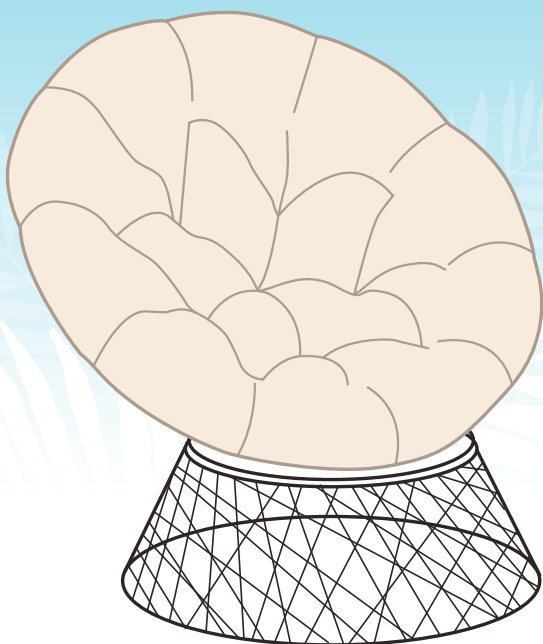




milliard™

OUTDOOR
PAPASAN CHAIR

INSTRUCTION MANUAL



CONGRATULATIONS ON THE PURCHASE OF YOUR NEW MILLIARD PAPASAN CHAIR!

This chair adds comfort and style to any space. With its waterproof cushion and unique design, it is great for indoor and outdoor use. Read a book, watch your favorite TV show or bask in the sun, either way sit back and relax because once you try it you'll never want to leave it.

PRECAUTION:

Always read and follow instructions before use | Always use the unit according to the manufacturers guidelines | Only have the unit serviced by the manufacturer | Only use the unit in a manner as intended by manufacturer.



Did your papasan chair come with any damaged or missing parts?

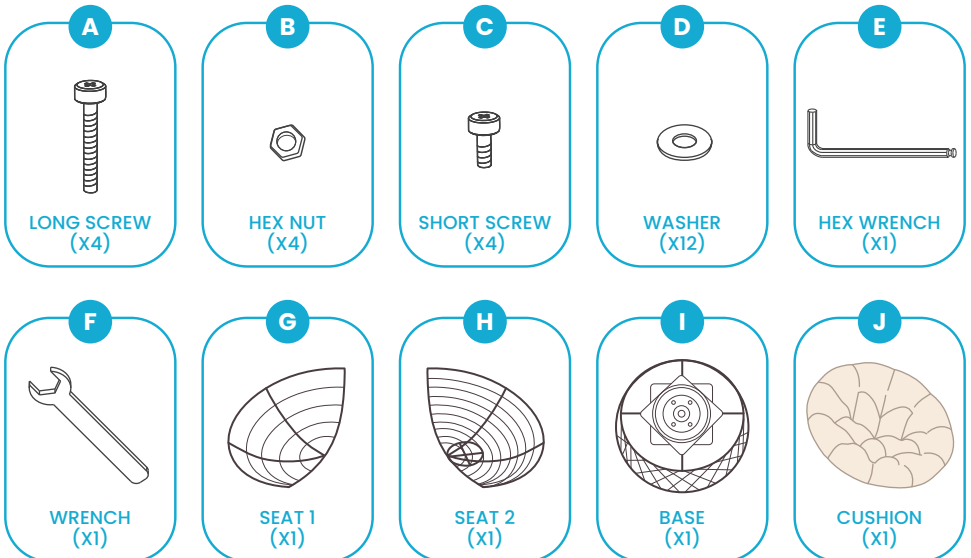
WE'RE HERE TO HELP

Our team of dedicated customer care professionals are ready to help you with any questions or concerns you may have.

For immediate attention, call Monday-Thursday 9:00am-5:00pm & Friday 9:00am-1:00pm. Or you can leave us a voice message or email, and we guarantee you will hear back from us within one business day.

Phone: 866-686-4891
Email: info@milliardbrands.com

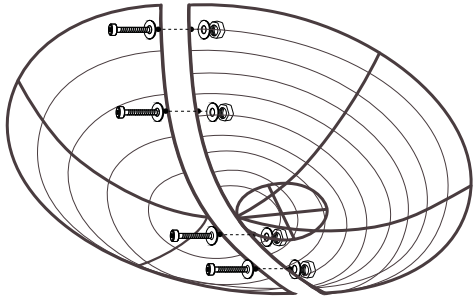
PARTS



DIRECTIONS

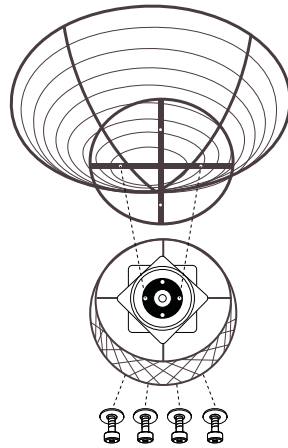
1

Connect Seat 1 (**G**) to Seat 2 (**H**) by inserting a long screw (**A**) with a washer (**D**) into each of the 4 holes along the middle with an additional washer (**D**) and a Hex nut (**B**) on the other side to secure it.



2

Turn the seat on its side and match up the 4 holes on bottom to the 4 holes on the top plate of the base. Attach the seat to the base and insert a short screw (**C**) and a washer (**D**) into each of the 4 holes.



3

Place the cushion on the seat and tighten the cords of cushion with chair.

