


Video Coming Soon!

 /fotodioxinc

# Collapsible Background 5in1 Reflector with 2.1m Stand

Instruction Manual



[www.fotodiox.com](http://www.fotodiox.com)

## CONTACT Us:

For Information Regarding this  
and more of our products,  
please contact us:

E-mail: [info@fotodiox.com](mailto:info@fotodiox.com)  
Phone: 847.201.4623  
[www.fotodiox.com](http://www.fotodiox.com)

3805 Hawthorne Ct.  
Waukegan IL, 60087

We're also on:



# 5IN1 REFLECTOR / COLLAPSIBLE BACKGROUND

## Specs and Features

### Product Overview


FOTODIOX PREMIUM GRADE 5IN1 REFLECTOR provides the ultimate in photo solutions. Use as a fill reflector with a soft cold silver, neutral white or warm tone gold. Can be used as a plain diffuser or use the black to block unwanted light. The Fotodiox Premium Grade 5in1 reflector disc is made of a premium grade, quality reflective and diffusive materials guaranteed to flatten out when opened. A slip-cover with four colors are enclosed with the diffusive disc: soft gold, black, soft silver, and soft white. Disc collapses down to about 1/3 of its original size for easy storage and transportation. This kit includes the Fotodiox Telescoping Reflector Holding Arm.

### Product Features

- Pro-grade material, heavy duty construction
- Telescoping Reflector Holding Arm
- Collapsible for portability
- 5 applications in one for all photo occasions
- 24 Month manufacture warranty

## CONTENTS

### Pro 5x7 Highkey Background Kit Includes



1x 5in1 Reflector Set

1x Telescoping Holding Arm



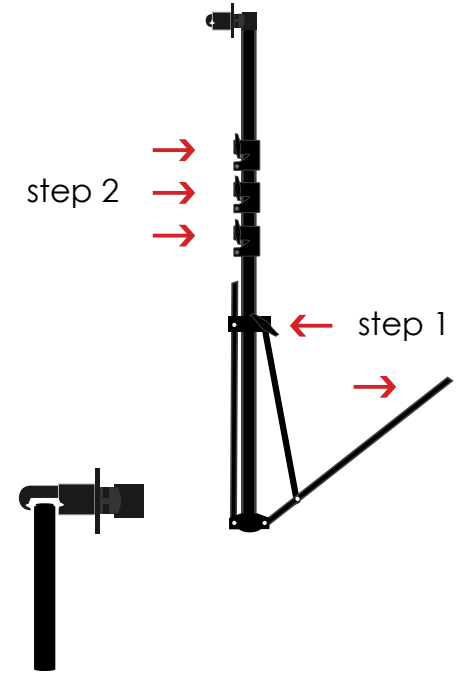
1x Case



## ASSEMBLING THE REFLECTOR

### The Stand

- 1 Loosen the nob and pull all 3 legs out  
Tighten again when legs are spread
- 2 Extend the holding arm by loosening the two nobs on the pole
- 3 Clip the Reflector on to the clip at the top of the holding arm



- 4 Your choice of a vertical or horizontal setup

