
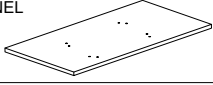












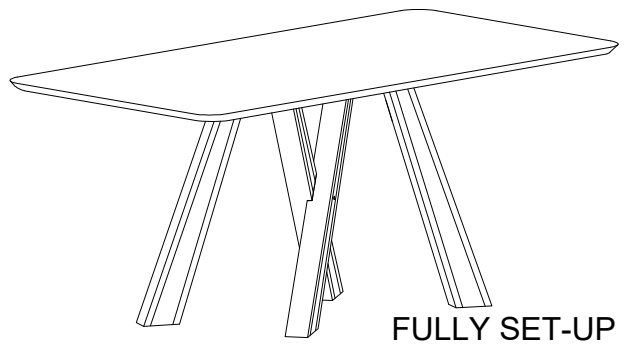


ASSEMBLY INSTRUCTIONS



MODEL : TB 8052

PARTS LIST		
NO	DESCRIPTION	QTY
1	TABLE TOP 	1 PC
2	BASE PANEL 	1 PC
3	CENTER LEG "A" 	1 PC
4	CENTER LEG "B" 	1 PC
5	LEG "C" 	2 PCS

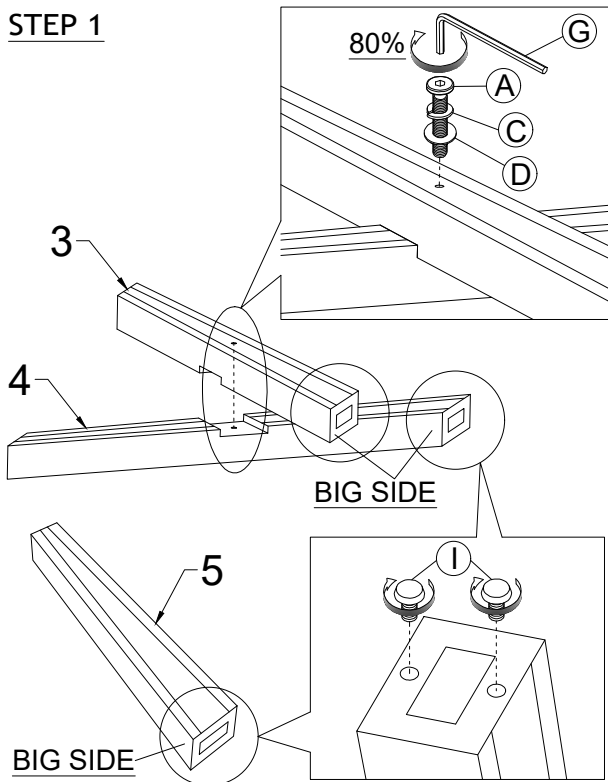
HARDWARE LIST		
NO.	DESCRIPTION	QTY
A	JCBC BOLT M6 x 70mm 	1 PC
B	JCBB BOLT M8 x 50mm 	8 PCS
C	SPRING WASHER M6 x 13 	7 PCS
D	FLAT WASHER M6 x 13 	7 PCS
E	SPRING WASHER M8 x 14 	8 PCS
F	FLAT WASHER M8 x 22 	8 PCS
G	ALLEN KEY M4 	1 PC
H	ALLEN KEY M5 (short) 	1 PC
I	ADJUST SCREW M6 x 23mm 	8 PCS



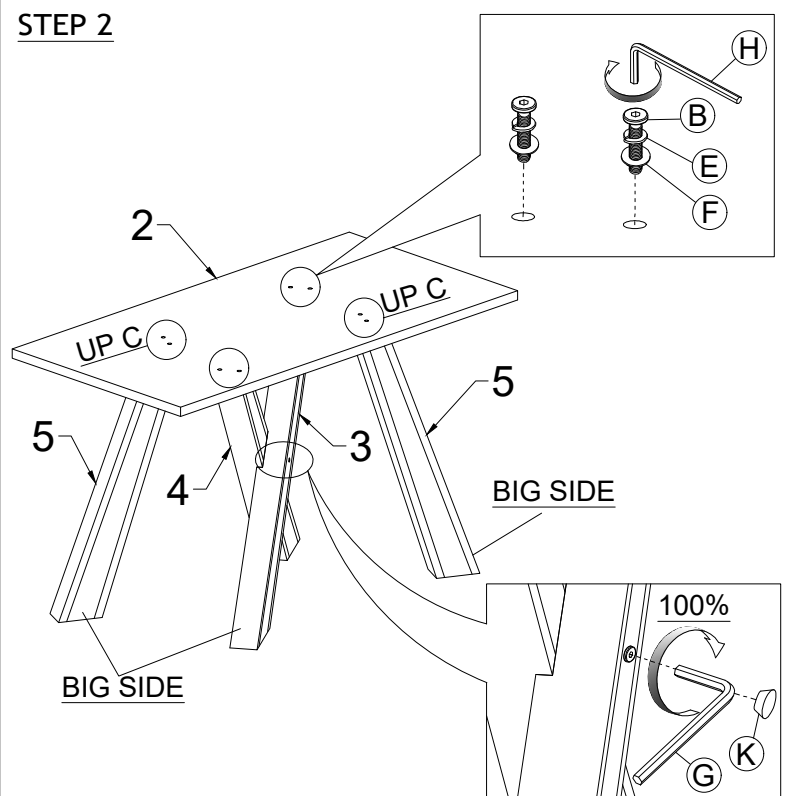
FULLY SET-UP

J	JCBC BOLT M6 x 25mm 	6 PCS
K	WOOD BUTTON 	1 PC

STEP 1



STEP 2



STEP 3

