

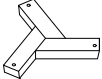







# ASSEMBLY INSTRUCTIONS

## MODEL :TB8036 END TABLE

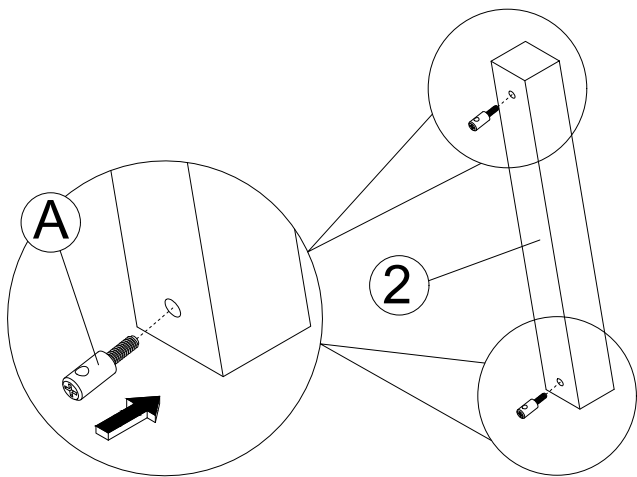
ITEM	PART NAME	QTY
1	Table Top 	1 PC
2	Leg 	3 PCS
3	Table Base 	1 PC

ITEM	HARDWARE NAME	DESCRIPTION	QTY
A	BARREL NUT (LONG)		6 PCS
B	BARREL NUT (SHORT)		6 PCS
C	BARREL NUT LOCK		6 PCS
D	ALLEN KEY M5 (Long)		1 PC

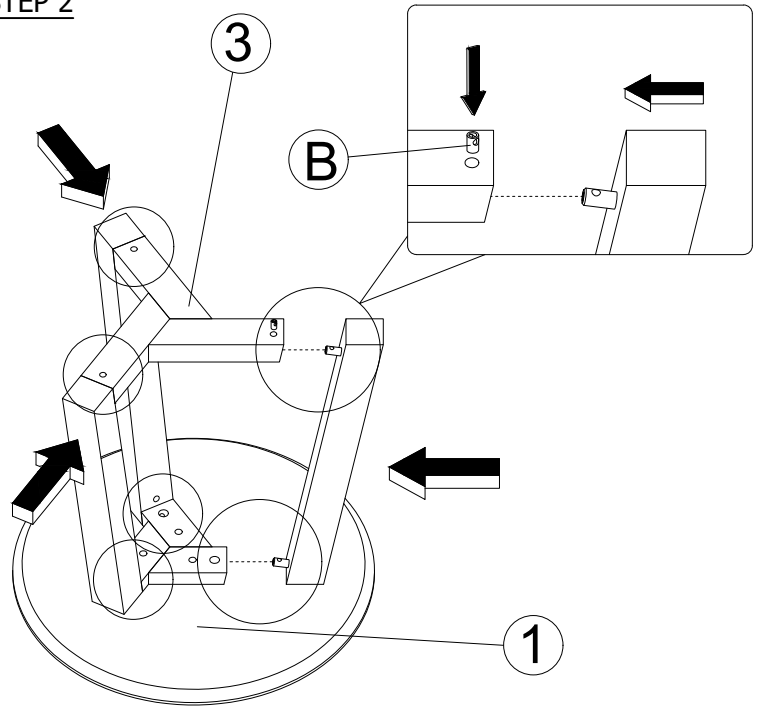
**FULLY SET-UP**



### STEP 1



### STEP 2



### STEP 3

