



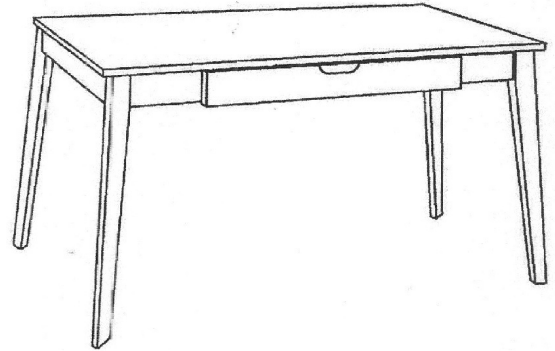
B2C FURNITURE

MODERN HARDWOOD FURNITURE





1 DRWS STUDY DESK ASSEMBLE INSTRUCTIONS

PARTS LIST

No.	PART LIST FOR FRAME	Qty.
1	BODY	1
2	LEGS	4



PARTS LIST

No.	HARDWARE	Qty.
A	JCBC SCREW M6 X 70MM 	8
B	M6 SPRING WASHER 	8
C	1/4" FLAT WASHER 	8
D	M4 ALLEN KEY 	1

Assembly Tips:

Remove hardware from box and sort by the size parts and hardware to check that all hardware and parts are present before assembling.

Follow instructions below in proper sequence to ensure fast, easy and correct assembly.

Recommended for assembly:

