

C-318RL, C-318RLS



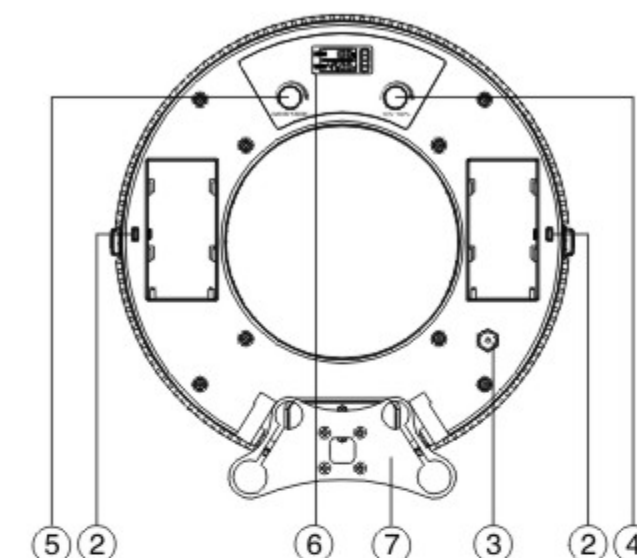
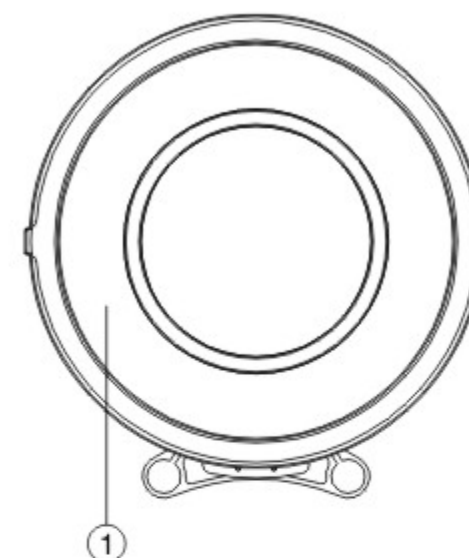
C-318RLS



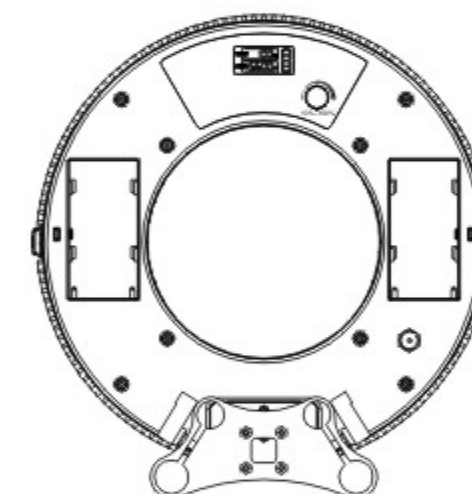
C-318RL

Characteristics:

1. C-318RL is composed of 60pcs of ultra bright LEDs and C-318RLS is composed of 120pcs. Its color temperature reaches 5600K and lifetime 50,000hrs after strict screen.
2. Handsome design, compact, light-weighted and convenient to carry.
3. It is heat free and remains consistent even as the battery voltage does down. It produces soft, bright and stable ray with standard color temperature.
4. It is PWM integrated digital designed, dimmable 10%-100%, flicker-free.
5. LCD screen makes it more convenient to display the color temperature, brightness and battery level.
6. Lateral LED layout makes the light much softer, no need additional diffuser.
7. C-318RLS is absolutely flicker-free and optionally adjustable from 5600K to 3200K.
8. Suitable for indoor and outdoor photography and videography, portrait photography and wedding photography, Interview and it is especially good for baby photography.



C-318RLS



C-318RL

Name of the parts:

- | | |
|-----------------------------------|-----------------------------|
| ① Front diffuser panel | ⑤ CT dimming knob |
| ② Battery release button | ⑥ LCD screen |
| ③ DC input | ⑦ Camera connecting bracket |
| ④ Power & Brightness dimming knob | |

Specifications:

MODEL SPEC	C-318RL	C-318RLS
LED	60pcs of ultra bright LEDs	120pcs of ultra bright LEDs
Illuminance	900Lux/0.5m, 273Lux/m	
Beam angle	75°	
Color temperature	5600K±300K / 3200K±200K	3200K±200K ~ 5600K±300K
CRI	>90	
Continuous working time	Approx 2 hrs	
Output power	30W	
Working voltage	DC 7.4V-14.8V	
Battery type	Rechargeable lithium battery, 4400mAh, 7.4V	
Battery lifetime	Charge and discharge for approx 500 times	
Battery recharging time	Approx 4-5hrs	
Battery level	4 periods	
Dimension	Φ260 x 50mm	
Weight	0.85kg	
Accessories	4400mAh battery, Battery charger and 12V 2A AC charger adapter, 12V 40W AC adapter, Carrying case	

Operation Instructions:

1. Install the battery onto the light. Turn on the power & brightness dimming knob and the light works.
2. The right side of the LCD shows the battery level.
Four columns: 75%-100%
Three columns: 50%-75%
Two columns: 25%-50%
One column: 10%-25%
No column: 10% or less
Flicker: power not enough
3. Please adjust the brightness (10%-100%) of C-318RL through the power & brightness dimming knob; Please adjust the brightness (10%-100%) and color temperature (3200K-5600K) of C-318RLS through the power & brightness dimming knob and CT dimming knob.
4. When the column on the LCD flicks, it means the battery running out. Please press the battery release button to take off the battery. It takes 4-5hrs to recharge it.

Cautions:

1. It is no need to replace the LED bulbs in normal use. Please do not disassemble the light or solder the bulbs by the non-professionals.
2. Please do take off the battery when in storage.
3. Please do discharge and recharge the battery at least once time for every month if it is not in use.
4. It is not allowed to drop or impact the battery to avoid fire.
5. It is not allowed to short circuit the battery, or it may seriously damage the battery or cause fire.
6. It is not allowed to throw the battery into fire.
7. The 12V 2A adapter is used for battery charging only. Please do not use it on the light directly.

Warranty:

The LED light is guaranteed for 12 months.
The battery is guaranteed to be charged and discharged for 500 times.