

LĒVO®



LĒVO Gummy Maker

Rated voltage: 120V 50-60Hz

Rated power input: 550W

Max capacity: 300mL

LEVOoil.com

WELCOME

Welcome to the Taste of Infusion, Uplifted. LĒVO elevates infusion to an art form. No matter your herb of choice, LĒVO streamlines and automates infusion to make it easy, intelligent and mess-free.

All you need to get started are a few basic concepts, and then it's time for your imagination to take over. The possibilities are endless: delicious delights, gourmet gifts, stress-relieving salves, sleep-inducing tonics, and more. Keep health and mindfulness top of mind by controlling the purity and potency of what goes in – and on – your body, all the way down to the last drop.

Whether you've been doing it for a long time, or if your next infusion is your first, rest assured your LĒVO makes infusion as easy, smooth and sense-arresting as it's ever been. We can't wait to see what you'll make! In fact, we'd love it if you'd share your herbal creations on social media using the hashtag #LEVOmade.

If you have any questions, please don't hesitate to contact us via the customer service chat on our website, LEVOoil.com, or at support@LEVOoil.com

**Only use this appliance for its intended use.
When using electrical appliances, always follow
basic safety precautions.**

**HOUSEHOLD USE ONLY
POUR USAGE DOMESTIQUE SEULEMENT
DO NOT IMMERSE IN WATER
NE PAS IMMERGER**



IMPORTANT SAFEGUARDS

PLEASE READ AND SAVE THESE INSTRUCTIONS

1. Read all instructions and inspect device and all parts before operating. If any damage is found, do not use and contact LÉVO support to arrange for examination, repair, or electrical or mechanical adjustment by an authorized service representative.
2. We always recommend cleaning LÉVO components before using, even for the first use.
4. To protect against risk of electrical shock, do not immerse the device in liquid or handle with wet hands.
6. Adult supervision is always required, especially during unpacking, assembly, operation and cleaning of the device.
7. Unplug power supply if there are any abnormalities while in use.
8. Power off and unplug your LÉVO when not in use.
9. Avoid contact with moving parts.
11. Do not impact or hit any components when cleaning or otherwise disassembling.
12. Keep the power cable away from high temperatures and moisture to avoid aging and damage.
13. Never operate the appliance with a damaged cord or plug, after the appliance malfunctions, or after it is dropped or damaged in any manner.



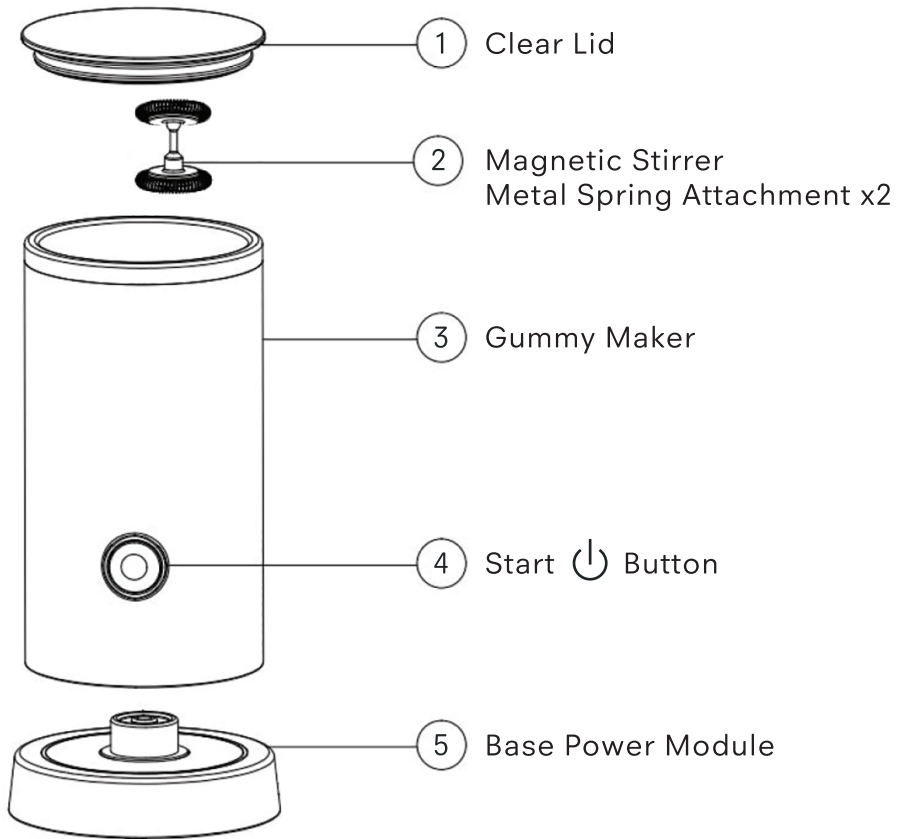
14. Do not let cord hang over edge of table or counter.
15. Do not place on or near a hot gas or electric burner or in a heated appliance.
16. Do not move an appliance containing hot liquids.
17. Do not permanently mount to any surface.
18. The use of attachments not recommended or sold by the manufacturer may cause fire, electric shock, or injury.
19. The use of infusing solvents (grain alcohol and ethanol) is not recommended by the manufacturer and may cause fire, electric shock, or injury.
20. For household use only. Do not use outdoors.

SAVE THESE INSTRUCTIONS

To Clean:

1. DO NOT place the unit or base in the dishwasher.
2. Wash only the inside non-stick portion of the unit by hand.
3. Be careful to keep water away from other surfaces of the unit.
4. The magnetic stirrer is removed from the unit by lifting it straight up. The stirrer can be washed by hand or in the dishwasher

What's in the Box:




**LEARN MORE
& GET INSPIRED**

Operating Instructions:


Use only as intended

There are 2 steps to make LĒVO infused gummies in the Gummy Mixer.

STEP 1: PREPARE THE MIX WITH WATER

1. Plug the base power module into an outlet and place on a sturdy surface.
2. Place the magnetic stirrer inside the Gummy Mixer onto the center pole.
3. Empty up to 1 pouch (1 cup) of LEVO gummy mix into the Gummy Mixer.
4. Add in the specified amount of water into the Gummy Mixer and gently stir to combine the water with the dry mix.
5. Place the lid on the Gummy Mixer and seat it on the base power module.
6. Press the  button on the front of the Gummy Mixer to begin the 1st cycle (the light will be white).
 - a. The cycle will heat up for 7 min. before beginning to stir.
 - b. This cycle will last 14 minutes total.
7. When the cycle is complete it will make a “beep” sound and turn off.

STEP 2 (optional): ADD INFUSED OIL

1. Remove the top lid and add in the specified amount of infused oil into the hot mix.
2. Place the lid back on the Gummy Mixer.
3. Press and HOLD the  button for 3 seconds to begin the 2nd cycle (the light will be gold).
4. The cycle will heat and stir for 3 minutes total.
5. When the cycle is complete it will make a “beep” sound and turn off.
6. Now you can carefully transfer the prepared gummy mixture into your molds of choice.
(Caution: the gummy mixture will be hot!)

Operating Continued:

REHEATING THE GUMMY MIXTURE

If you have leftover prepared gummy mix inside your Gummy Mixer that has hardened, you can run another cycle to re-heat and stir the gummy mix when you're ready to transfer it to your molds.

Note:

To end a cycle in use, press the ⏻ button 1 time
OR lift the Gummy Mixer off of the base power module.
Unplug the base power module when not in use.

PRO TIP!

If your gummy mixture is not fully combined or starts to harden, you can stir the prepared gummy mixture again for additional time.

- 1. Press and HOLD the ⏻ button for 3 seconds to begin the 2nd stirring cycle.**
- 2. When the cycle is complete it will make a "beep" sound and turn off.**

LĒVO[®]

**Contact us at
LEVOoil.com or support@levooil.com
to reach Customer Support.**



@LEVO_Oil



@LEVOoil



LEVOoil