

capillus

Face **Mask**

Clinically Proven LED Technology

User manual

TABLE OF CONTENTS

Get to know your Capillus Face Mask	1
What's in the box?	2
Contraindications	3-4
Warnings & Precautions	5-9
Getting Started	10
Mask Settings	11
Return Policy	12
Manufacture's Guarantee	12-13
Satisfaction Guarantee	14
Device Specifications	15
How to Contact Us	15

Get to know your Capillus Face Mask

Adjustable straps

designed for optimal fit and comfort

Power + Control Button

designed for optimal fit and comfort

Silicone eye shields

for LED light blocking and comfort

Mouth and nose holes

for breathability

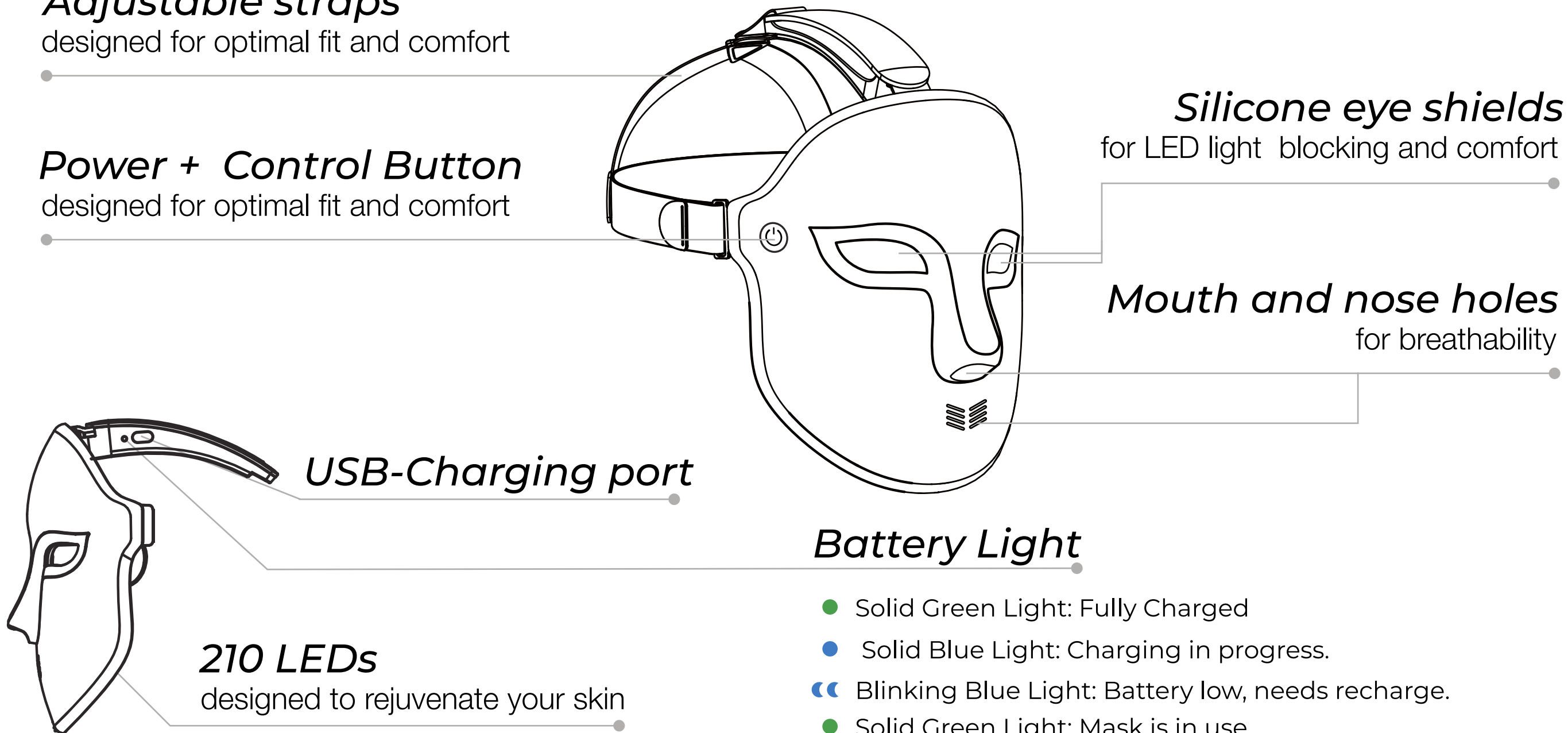
USB-Charging port

Battery Light


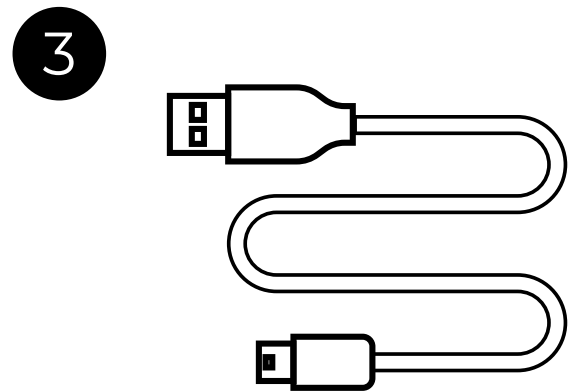
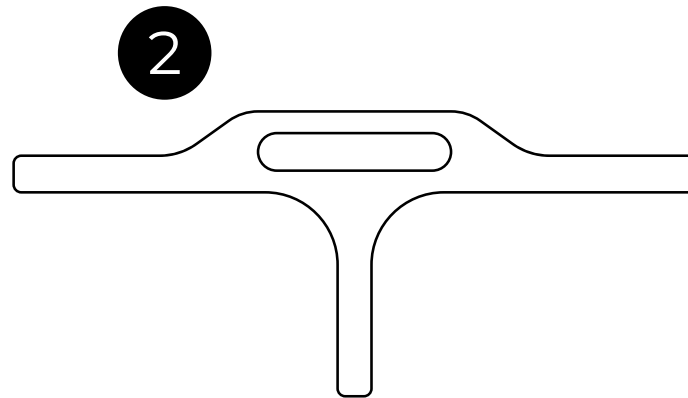
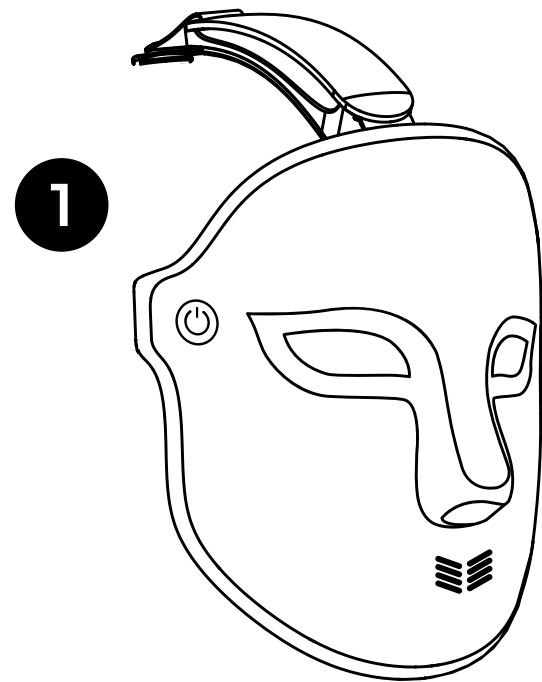
210 LEDs

designed to rejuvenate your skin

- Solid Green Light: Fully Charged
- Solid Blue Light: Charging in progress.
- Blinking Blue Light: Battery low, needs recharge.
- Solid Green Light: Mask is in use.



What's in the box?



① *Capillus Face Mask*

② *Adjustable straps*

③ *Universal USB Charging Cable*

④ *Quick Start Guide*

Contraindications

Do not use the Capillus Face Mask if you are taking:

Medication or supplements that cause sensitivity to light (photosensitivity), for example, medications for severe inflammatory acne (i.e. isotretinoin or doxycycline).

Immediately stop using the device if you experience any discomfort.

Do not use the Capillus Face Mask if you have any of the following medical conditions:

- Retinal and/or macular disease, ocular albinism, or any eye condition that causes sensitivity to light.
- Implants in the face.
- Lack of sensation (e.g., numbness).
- Light sensitive skin disorder (e.g., lupus, porphyria).
- Extreme light sensitivity of the eyes (i.e., photophobia).
- Light-induced headaches.
- Albinism.
- Melasma (i.e., condition that causes patches and spots).
- Sensitivity or allergy to plastic, aluminum, or self-fastening material.

Contraindications

Do not use the Capillus Face Mask if you have any of the following conditions on the face, hairline, ears, or neck:

- Recent facial surgery (until you have been cleared by your doctor).
- Suspicious lesions or skin cancer.
- Eczema.
- Psoriasis.
- Irregularly shaped, new, or changing brown spots.
- Birthmarks • Broken skin, skin rash, or blisters.
- Tissue inflammation.
- Skin infection, cold sore, or warts.
- Active current outbreak of herpes simplex virus (cold sores).
- History of herpes outbreaks without receiving preventative treatment.
- Facial treatment where the skin has not fully healed, including neurotoxin, dermal filler, micro needling, laser, or chemical peel.

PRECAUTIONS: Consult a medical professional before using the Capillus Face Mask if:

- You have bruising on the face.
- You are experiencing skin sensitivity or irritation with retinol or benzoyl peroxide.

Warnings & Precautions

To reduce the risk of fire, thermal and chemical burns, electric shock, serious injury, or death, follow the precautions in this section and the procedures in this manual. The top of the mask contains a rechargeable lithium-ion battery as with all lithium ion batteries. If damaged, the battery can overheat, catch fire.

SUPERVISION AND INTENDED USERS:

- Do not use if any of the conditions in “Contraindications” (pages 3-4) apply to you.
- Do not leave the equipment unattended when it is powered on.
- This equipment is not intended for use by persons with reduced physical, sensory, or mental capabilities, or lack of experience and knowledge, unless they have been given supervision or instruction concerning use of the equipment. Please refer to the contraindications before use.
- This equipment is not intended for use by children under 18 years old. Children should be supervised to ensure they do not play with the equipment.
- To reduce the risk of entanglement and potential strangulation, keep cords out of reach of children.
- Small parts can be inhaled or swallowed by children—if any small parts break off or detach from the product, dispose of safely.
- This equipment is only intended to be used by one person.

KEEP DRY.

- Keep the Face Mask dry. If it gets wet, do not charge or use—the battery may be damaged. Follow disposal instructions.
- Do not use this equipment in wet surroundings (e.g., in a bathtub, shower, or swimming pool).
- Do not let water run into the device.
- It is very important to keep the device dry. Any contact with water could damage the device.
- Do not use or store the device in the bathroom or near water.
- Do not charge or use the device if it has been left outdoors.

CHARGE SAFELY.

- Follow the charger manufacturer's instructions.
- Only charge the equipment with the provided USB-C cable.
- Do not use any other USB-C cable
- Check if the voltage indicated on the equipment corresponds to the local mains voltage before you connect the equipment to avoid risk of electrocution or permanent damage to the equipment.
- If the wall socket used to power the equipment has poor connections, the plug will become hot. Make sure you plug the equipment into a properly installed wall socket.
- Do not charge the device in the bathroom or near water.
- Do not charge the mask after contact with water.
- Always position the equipment so the charger is easy to reach while charging.
- Store USB-C cable properly after charging.

PROTECT THE BATTERY FROM DAMAGE.

- Do not try to open the mask or replace the battery.
- Do not crush, drop, or damage the mask.
- Stop use or disconnect charging cable if the mask feels unusually hot or emits smoke or a bad smell.
- If liquid leaks from the battery, avoid contact. If liquid touches skin or eyes, wash with large amounts of water and seek medical advice.
- Follow disposal instructions.

TRANSPORT AND STORAGE CONDITIONS

- Only transport and store the device in the following environmental conditions:
- Keep between -20°C (-4°F) and 45°C (113°F). For storage longer than 3 months, keep between 0°C (32°F) and 25°C (77°F).
- Keep between 5°C (41°F) to 32°C (89.6°F) at a relative humidity up to 85%, non-condensing.
- Keep between 35°C (95°F) to 60°C (140°F) at a water vapour pressure up to 50 hPa.

CHECK THE PRODUCT FOR DAMAGE BEFORE EACH USE.

- Inspect the inside of the mask and strap for cleanliness, cracks, or sharp edges.
- Check the top part of the mask for signs of corrosion.
- These conditions can irritate or damage your skin.

USE SAFELY.

- The mask limits your vision. Do not wear while doing anything (such as driving) where limited vision poses a risk.
- CAUTION: The light emitted from this device may be harmful to the eyes. Near infrared emitted from this device may cause eye irritation. Do not stare at the light source.
- Do not use device when it has been left outdoors.
- If you are travelling by air, the mask should be carried in carry-on baggage and not checked in. The device must be completely switched off.
- Do not use the mask outdoors. Only use the mask indoors under the following environmental conditions: • Temperature: between 10°C and 30°C. • A relative humidity range of 15% to 90%, non-condensing, but not requiring a water vapour partial pressure greater than 50 hPa. • An atmospheric pressure range of 700 hPa to 1060 hPa.
- Skin dryness, irritation, or redness may occur when using an LED routine. Apply a facial moisturiser if dryness occurs.
- To avoid the risk of temporary dry skin or hyperpigmentation, do not run back-to-back LED routines.

CLEAN PROPERLY.

- Clean the mask with a damp cloth.
- Avoid using chemical or alcohol based cleaners.

DO NOT REPAIR OR MODIFY.

- Do not attempt to repair or modify the mask.
- Do not crush or dispose of in fire.

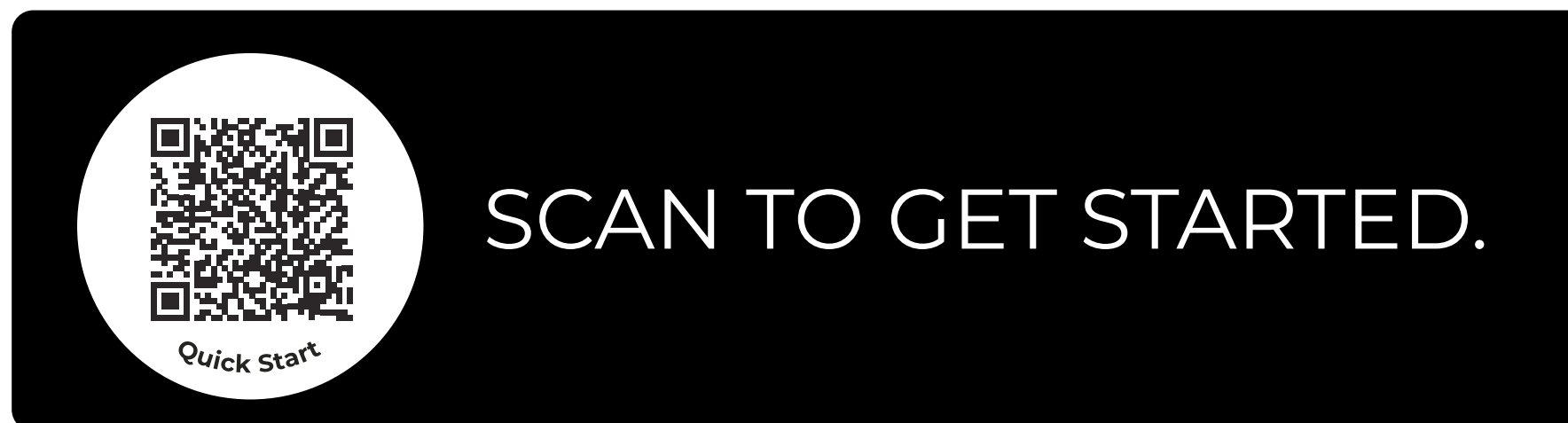
DISPOSAL INSTRUCTIONS.

- Dispose of the device according to local laws and requirements surrounding lithium-ion battery disposal.

Getting Started

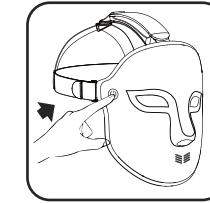
Please read the Warnings, Instructions, and Contraindications before first use.

1. Plug the large end of the USB cable into a power adapter (not included), then plug the adapter into a wall outlet.
2. Connect the small end of the USB-C cable to the charging port on top of the mask. A blue light will indicate that the mask is charging.
3. Allow the mask to fully charge (approximately 3 hours).
4. Once charged, unplug the power adapter and disconnect the USB-C cable.




Mask Settings

1 - Press and hold the touch button to turn on the mask.




2- Tap the touch button to cycle through the four light therapy modes:




Near Infrared+Red Light
Radiance Booster

Fades dark spots, evens skin tone, and enhances your natural glow.




Red Light
Anti-Aging

Reduces fine lines and wrinkles by stimulating collagen for firmer, younger-looking skin.



Blue Light
Acne Fighter

Targets acne-causing bacteria, clears breakouts, and helps prevent future blemishes.



Pink Light
Calming & Recovery

Combination of Red and Blue Light Therapy. Improves skin texture and help reduce inflammation.

3 - **Wear & Relax**

Gently place the mask on your face and enjoy your light therapy session.

Return Policy

If you wish to make a return, contact Capillus at 1 (786) 888-6249 to obtain a Return Material Authorization (RMA). Capillus will not accept any shipments without an RMA. We recommend insuring your shipment and registering for tracking updates. Only fully functional, like-new devices will be accepted for returns. Refunds will be issued as a credit to your credit card or via check, if eligible.

If you received a damaged product, do not discard any damaged boxes, packaging, or products. Contact us immediately to report the damage. We may request photos to assist with processing your claim and will determine if a replacement is necessary.

For international orders, shipping costs from the initial order are non-refundable. Refunds apply only to the product price.

Manufacturer's Guarantee

This product has a 2-year limited warranty.

For more info visit: <https://www.capillus.com/pages/terms-conditions>.

If you already have a mask do not forget to Register your Warranty at www.capillus.com/warranty

Capillus warrants the device against defects in materials or workmanship for a period indicated above from the date of purchase from a Capillus authorized center. To activate your warranty, register your device within 30 days of purchase at www.capillus.com/activatewarranty. If a defect in material or workmanship exists, Capillus will repair or replace the necessary parts with new or reworked parts at no charge. Any replacement part will be covered under the original limited warranty. This Warranty is not transferable and does not cover damages caused by acts of God, misuse, negligence, accident, or modification of any part of the unit as determined by our service department. This Warranty does not cover damage due to improper operation or maintenance, connection to improper voltage supply, or attempted repair by anyone other than the company. Failure to use and maintain the device in accordance with the instructions in this manual will void the product warranty. Batteries will need to be replaced over time through Capillus. Please contact Capillus customer service should you need to get warranty service or order replacement parts.

Do not disassemble any part of the Capillus® Face Mask and don't attempt to repair the device by yourself. Disassembling the device may damage it or may cause injury to you. If the Capillus® device is damaged, malfunctions, or comes in contact with liquid, contact Capillus. The lithium-ion battery should be replaced only by Capillus.

Satisfaction Guarantee

We want you to feel confident in your purchase. That's why all Capillus Face Masks purchased directly from www.capillus.com come with a 30-day Satisfaction Guarantee. If you're not satisfied with your results, you may return your device within 30 days of purchase.

Important Details:

- Applies only to new Capillus Face Masks purchased from Capillus.com.
- Returns must be requested by the original customer with proof of purchase.
- Return shipping costs apply, and a 25% service fee will be deducted from your refund.
- This policy does not cover upgrades, reworked devices, or purchases from third-party retailers.

For full details, visit www.capillus.com or contact customer support.

Device Specifications

Product Name:	Capillus Face Mask
Model:	AST-805A
Rated Voltage:	DC3.7V 1A
Battery Capacity:	2000mAh
Rated Power:	<10W

Made in China

Risk of Loss; Other Terms of Sale

The risk of loss and title for items purchased by you pass to you upon our delivery of the items to the carrier. We do not take title to returned items until the item arrives at our fulfillment center. At our discretion, a refund may be issued without requiring a return. In this situation, we do not take title to the refunded item.

NO RESALE. Buyer shall use the device delivered to buyer for the buyer's user only, and shall not resell, transfer, exchange, or otherwise assign the device without first obtaining the prior written consent of Capillus, which consent may be granted or withheld by Capillus in its sole discretion.

How to Contact Us

You can contact us in writing at the following address:

Curallux, LLC 1715 NW 82 Ave Miami, FL 33126

By e-mail to our Capillus Customer Team at: info@capillus.com

By phone to our Capillus Customer Team at: 1-888-571-5334

capillus

WWW.CAPILLUS.COM
+1 (888) 571-5334



© 2021 Curallux, LLC. All rights reserved.

CAPPR_25004