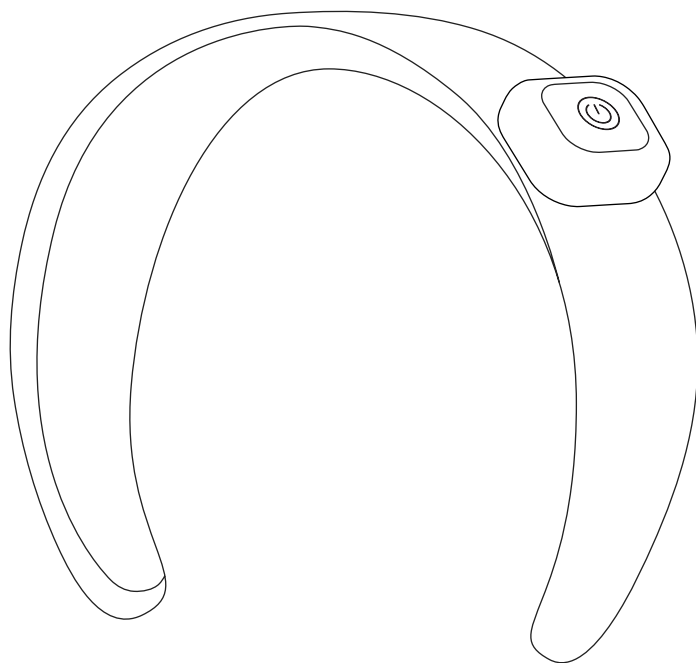


capillus
HairBand

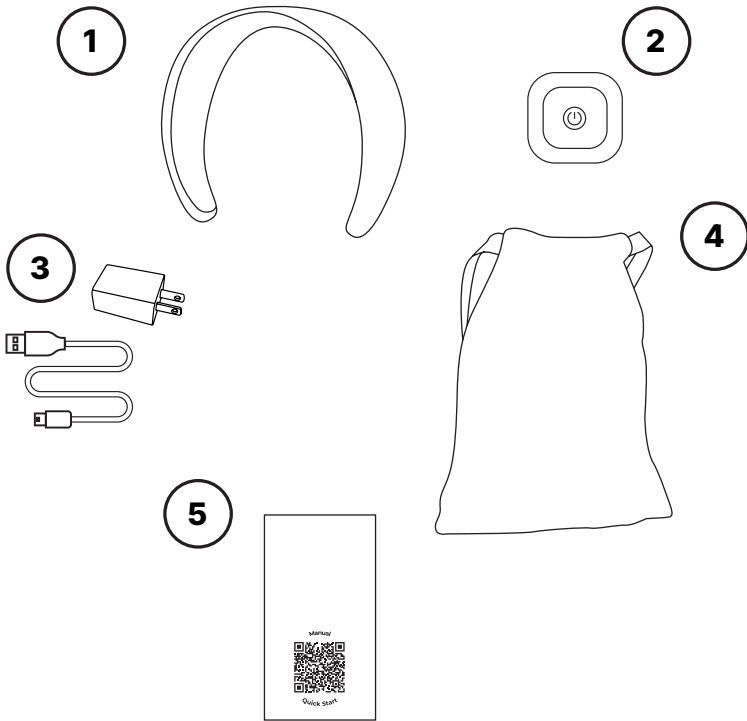


User Manual

Table of Contents

What is in the box _____	1
About the Capillus® HairBand _____	2
Indications of Use _____	2
Frequency of Use _____	2
Duration of Use _____	2
Warnings & Precautions _____	2
Charge Safely _____	3
Safety Labels _____	4
Instructions for Use _____	4
Check the Product for Damage before use _____	4
Procedure Guidelines - How to User the Device _____	4
Cleaning Instructions _____	5
Servicing _____	6
Storage Instructions _____	6
Disposal Instructions _____	6
Return Policy _____	7
Manufacturer's Guarantee _____	7
Risk of Loss, Other Terms of Sale _____	7
How to Contact Us _____	8
Device Specifications _____	9

What is in the box



1. **Capillus® HairBand**
2. **Smart Magnetic Battery Controller**
3. **USB-C Charging Cable and Adaptor**
4. **Storage Bag**
5. **QR Code with User Guide and Instruction Manual**

About the Capillus® HairBand

Experience elevated scalp care with the Capillus® HairBand, a precision-engineered light therapy device designed to help maintain a healthy scalp. Featuring a flexible comfort band, soft hair-parting teeth, and 82 medical-grade lasers, it delivers gentle Low-Level Light Therapy (LLLT) evenly across the scalp.

Designed for convenience, each session takes as little as 5 mins.

Capillus® HairBand brings advanced light technology and refined design together to support your personal scalp wellness routine in a simple and comfortable way, at home.

Indications of Use

The Capillus® HairBand is a Low-Level Light Therapy (LLLT) device intended for general scalp wellness. The device delivers low-level light energy to the scalp for personal care and wellness purposes in a home environment. It is designed to be used as part of a regular scalp care routine.

The Capillus HairBand is intended for non-invasive use and is not intended to diagnose, treat, cure, or prevent any disease or medical condition.

Frequency of Use

For optimal results, use the Capillus® HairBand 5 mins treatment 3 times a week. Exceeding the recommended times or frequency may not increase the effect of the device.

Duration of Use

The Capillus® HairBand may be used indefinitely, provided it is operated according to its instructions.

Warnings & Precautions

- For external use only.
- Do not use the device on broken, irritated, or infected skin.
- Avoid direct exposure of the lasers to the eyes.
- Do not look directly into the laser emitters when the device is powered on.
- Keep the device out of reach of children.
- Do not use the device while charging.
- Discontinue use if you experience discomfort or irritation.

Do not use the Capillus® HairBand in:

- Conjunction with medications that are photo sensitizing.
- Products that are photosensitizing.

Immediately stop using the device if you experience any discomfort.

Do not use the Capillus® HairBand if you have any of the following medical conditions:

- Retinal and/or macular disease, ocular albinism, or any eye condition that causes sensitivity to light.
- Light sensitive skin disorder (e.g., lupus, porphyria).
- Light-induced headaches.
- Albinism.
- Melasma (i.e., condition that causes patches and spots).

Do not use the Capillus® HairBand if you have any of the following conditions:

Suspicious lesions or skin cancer.

- Eczema.
- Psoriasis.
- Irregularly shaped, new, or changing brown spots.
- Broken skin, skin rash, or blisters.
- Tissue inflammation.
- Skin infection, cold sore, or warts.
- Active current outbreak of herpes simplex virus (cold sores).
- History of herpes outbreaks without receiving preventative treatment.
- Dermatological treatment where the skin has not fully healed, including neurotoxin, dermal filler, micro needling, laser, or chemical peel.

Precautions - Consult a medical professional before using the Capillus® HairBand if:

- You are experiencing skin sensitivity or irritation.
- CAUTION: The light emitted from the Capillus® HairBand may be harmful to the eyes. Do not stare at the light source.
- Do not use the Capillus® HairBand if it has been left outdoors.
 - To avoid the risk of temporary dry skin or hyperpigmentation, do not run back-to-back treatment sessions.

To reduce the risk of fire, thermal and chemical burns, electric shock, serious injury, or death, follow the precautions in this section and the procedures in this manual.

Charge Safely

- Follow the manufacturer's "Instructions for use" to charge your Capillus® HairBand.
- Only charge the Capillus® HairBand with the provided USB-C charging cord.
- Check if the voltage indicated on the equipment corresponds to the local mains voltage before you connect the equipment to avoid risk of electrocution or permanent damage to the equipment.
- Do not charge the Capillus® HairBand in the bathroom or near water.
- Do not charge the Capillus® HairBand after contact with water.
- Store the USB-C cord after charging, in a safe and dry place.





Supervision and Intended users:

- Do not use if any of the conditions in "Warnings & Precautions" section apply to you.
- Do not leave the Capillus® HairBand unattended when it is powered on.
- The Capillus® HairBand is not intended for use by people with reduced physical, sensory, or mental capabilities, or lack of experience and knowledge, unless they have been given supervision or instructions concerning use of the equipment. Please refer to the "Warnings & Precautions" before use.
- The Capillus® HairBand is not intended for use by children under 18 years old. Children should be supervised to ensure they do not play with the Capillus® HairBand Small parts

can be inhaled or swallowed by children—if any small parts break off or detach from the product, dispose of it safely.

- The Capillus® HairBand is intended to be used by only one person.

Safety Labels

	Indicates the device should not be disposed of in the normal waste stream; it should be taken to a recycling center for proper disposal.
	Indicates Laser Light Radiation as described on label.
IP22	Indicates minimum protection against dust and moisture. Please use the carrying case for protection between uses.
	Indicates Type BF applied part (60335); B=Body, F=Floating applied part. No conductive contact with USER.
	Indicates a battery that operates using lithium-ion.

Instructions for Use

Please read the Warnings & Precautions and Instructions before first use.

Check the Product for Damage before each use.

- Inspect the Capillus® HairBand for cleanliness, cracks, or sharp edges.
- Check Capillus® HairBand for signs of corrosion.
- These conditions can irritate or damage your skin.

Make sure your Capillus® HairBand is fully charged. Please refer to the 'Charging Instructions' on how to charge your device.

Procedure Guidelines – How to Use the Device

Step 1: Attach the Magnetic Battery Controller

Align the Smart Magnetic Battery Controller with the magnetic connection interface on the hairband. Bring the two components close together until they automatically snap into place. The device will only operate when the controller is securely attached.

Step 2: Position the Hairband

Place the hairband comfortably on your head. Adjust the position so that the laser emitters are directed toward the scalp in the desired area, such as the hairline, crown, or top of the head. Ensure the device sits securely and evenly.

Step 3: Start the Treatment Session

Press and hold the Power Button on the battery controller for approximately 1 second. A confirmation beep will sound, indicating that the device has powered on, and the lasers are activated. The 5-minute therapy session will begin automatically. During the session, the device can be worn hands-free while you perform normal seated activities such as reading or relaxing.

Step 4: Automatic Shut-Off and Safety Stop

- **Automatic Timer:** The device will automatically turn off once the 5-minute session is complete.
- **Manual Stop:** To stop the session at any time, press the Power Button on the controller.
- **Safety Disconnect:** The session can also be stopped immediately by detaching the Smart Magnetic Battery Controller from the hairband. This will instantly disconnect power and stop the device.

Charging Instructions

1. Connect the charging cable to the charging port on the Smart Magnetic Battery Controller.
 2. Plug the USB end of the cable into a compatible USB power adapter or power source.
 3. The power indicator light on the battery lights up red when charging and turns off when fully charged.
 4. When fully charged, disconnect the charging cable before use.
- Only use the provided charging cable or an approved equivalent.

Cleaning Instructions

If it is necessary to clean the surfaces of your Capillus® HairBand, please follow these instructions. Note: The Capillus® HairBand has no parts that can be serviced by the user. If service is required, contact Capillus® at 1-888-571-5334.

MAKE SURE THE DEVICE IS TURNED OFF UNPLUG THE CAPILLUS® HAIRBAND FROM ANY POWER CORD BEFORE CLEANING.

Proper cleaning helps maintain device performance and hygiene.

- Ensure the device is powered off and the battery is disconnected before cleaning.
- Wipe the hairband and battery controller with soft, slightly damp cloth.
- If needed, use a mild soap solution.
- Allow all parts to dry completely before use or storage.

Do not:

- Submerge the device in water.
- Use harsh chemicals, alcohol, or abrasive cleaners.
- Attempt to disassemble the device.

Keep It Dry.

- Keep the Capillus® HairBand dry. If it gets wet, do not charge or use- the battery may be damaged. Follow disposal instructions.
- Do not use the Capillus® HairBand in wet surroundings (e.g., in a bathtub, shower, or swimming pool).
- Do not submerge the Capillus® HairBand in water.
- Do not let water run into the Capillus® HairBand.
- It is very important to keep the Capillus® HairBand dry. Any contact with water could damage the device.
- Do not use or store the Capillus® HairBand in the bathroom or near water.

Servicing

Protect the Battery from Damage.

- Do not try to open the Capillus® HairBand.
- Do not crush, drop, or damage the Capillus® HairBand.
- Stop using or disconnect any power cable if the Capillus® HairBand feels unusually hot or emits smoke or a bad smell.
- Follow “Disposal Instructions”.

Do Not Repair or Modify.

- Do not attempt to repair or modify the Capillus® HairBand.
- Do not crush or dispose of in fire.

Storage Instructions

Transport and Storage Conditions.

- Only transport and store the Capillus® HairBand in the following environmental conditions: Keep between 0°C (32°F) and 25°C (77°F).
- Do not use the Capillus® HairBand outdoors. Only use the Capillus® HairBand indoors under the following environmental conditions Temperature: between 10°C and 30°C.
- A relative humidity range of 15% to 90% atmospheric pressure range of 700 Pa to 1060Pa.

Disposal Instructions

Dispose of it in appropriate waste stream as per local ordinance and regulations.

Return Policy

All www.Capillus.com sales are final. No refunds or exchanges with the exception of the Manufacturer's Guarantee. If you wish to make a return as per above, contact Capillus® at 1 (786) 888-6249 to obtain a Return Material Authorization (RMA). Capillus® will not accept any shipments without an RMA. We recommend that you insure your shipment and register to receive tracking updates. Capillus® will only accept fully functional, like-new devices for returns. Capillus® will provide credit to your credit card or eligible refund via check.

If you received any products in a damaged condition, hang on to your shipment and DO NOT discard any damaged boxes, packaging, or products. Report the damage to us and we will determine if you should return the product for a replacement. You may be asked to provide pictures of your damage to help with the processing of your claim.

International orders will not receive any refunds for the shipping costs paid in the initial order. The refund will only be applicable to the price of the products.

Manufacturer's Guarantee

Capillus® warrants the device against defects in material or workmanship for a period of 1 year.

For more info visit: <https://www.Capillus.com/pages/terms-conditions>. If you already have a Capillus® HairBand. Do not forget to Register your Warranty at www.Capillus.com/warranty.

If a defect in material or workmanship exists, Capillus® will repair or replace the necessary parts with new or reworked parts at no charge. Any replacement part will be covered under the original limited warranty. This Warranty is not transferable and does not cover damages caused by acts of God, misuse, negligence, accident, or modification of any part of the unit as determined by our service department. This Warranty does not cover damage due to improper operation or maintenance, connection to improper voltage supply, or attempted repair by anyone other than the company. Failure to use and maintain the device in accordance with the instructions in this manual will void the product warranty.

Please contact Capillus® customer service should you need to get warranty service or order replacement parts such as power adapter.

Do not disassemble any part of the Capillus® HairBand and don't attempt to repair the device by yourself. Disassembling the device may damage it or may cause injury to you. If the Capillus® HairBand is damaged, malfunctions, or comes in contact with liquid, contact Capillus®.

Risk of Loss, Other Terms of Sale

The risk of loss and title for items purchased by you pass to you upon our delivery of the items to the carrier. We do not take title to returned items until the item arrives at our fulfillment center. At our discretion, a refund may be issued without requiring a return. In this situation, we do not take title to the refunded item.

NO RESALE. Buyer shall use the device delivered to buyer for the buyer's user only, and shall not resell, transfer, exchange, or otherwise assign the device without first obtaining the prior written consent of Capillus®, which consent may be granted or withheld by Capillus® in its sole discretion.

How to Contact Us

**Address: Curallux, LLC
1715 NW 82 Ave,
Miami, FL 33126**

Customer Service:

**Email: info@Capillus.com
Phone: 1-888-571-5334
web: capillus.com**

Device Specifications

Product Name:	Capillus® HairBand
Model:	HAIRBAND2026A
Output Power:	5mW/ diode
Coverage:	Front, Top or Crown (by adjusting the headband position)
Light Source Wavelength:	Red 650 nm Laser Diodes
Timer:	5-mins sessions
Number of diodes:	82
Battery Capacity:	3.7V, 1200 mAh Li-ion (Magnetic Detachable Box)
Charging Inputs:	5V/1A
Charging Time:	1.5 hrs.
Working Time:	Up to 8 hrs.
Power Adapter:	5V/ 2.4A

capillus

RED LIGHT THERAPY