

capillus

EyeLift

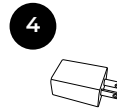
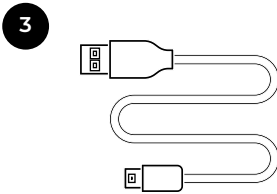
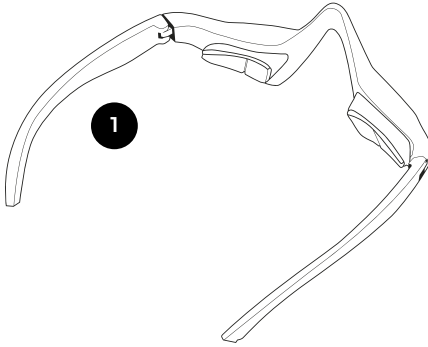
Red Light Therapy

User manual

Table of Contents

What is in the box	1
About the Capillus® EyeLift device	2
The Capillus® EyeLift	2
Indications for use.....	2
Frequency of use	2
Duration of use.....	2
Warnings & Precautions	3, 4, 5
Safety Labels	5
Instructions for Use	6
Cleaning Instructions	6
Servicing	7
Storage Instructions	7
Disposal Instructions.....	8
Return Policy.....	8
Manufacturer's Guarantee.....	8
Risk of Loss, Other Terms of Sale.....	9
How to Contact Us	9
Device Specifications.....	10

What is in the box



1. Capillus® EyeLift

2. Manual:

A Physical Copy of the manual is available upon request at no additional cost. Call Customer service at (888) 571-5334

3. Universal USB Charging Cable

4. Power Adapter

About the Capillus® EyeLift device

The Capillus® EyeLift

is a portable home-use device. The device features light emitting diodes on its interior surface, and it is powered by an internal lithium -ion battery that is charged via a USB cable connected to an AC adapter. The EyeLift is portable and lightweight. It diminishes the appearance of under-eye wrinkles with convenient 10-minute daily treatments.

Indications for use

The Capillus® EyeLift is an over-the-counter, at-home device designed to deliver red light therapy to the under-eye area, helping reduce the appearance of fine lines and wrinkles.

Frequency of use

The Capillus® EyeLift device should be used every day. The total time of each session is 10 minutes. Exceeding the recommended times or frequency may not increase the effect of the device; and may in fact cause a negative effect. Do not exceed recommended usage.

Duration of use

The Capillus® EyeLift device may be used indefinitely, provided it is operated according to the instructions above. Discontinuing use may result in the return of fine lines and wrinkles.

Warnings & Precautions

Do not use the Capillus® EyeLift in:

- conjunction with medications that are photo sensitizing.
- products that are photosensitizing.

**Immediately stop using the device
if you experience any discomfort.**

Do not use the Capillus® EyeLift if you have any of the following medical conditions:

- Retinal and/or macular disease, ocular albinism, or any eye condition that causes sensitivity to light.
- Implants in the face.
- Lack of sensation (e.g., numbness).
- Light sensitive skin disorder (e.g., lupus, porphyria).
- Extreme light sensitivity of the eyes.
- Light-induced headaches.
- Albinism.
- Melasma (i.e., condition that causes patches and spots).
- Sensitivity or allergy to plastic, aluminum, or self-fastening material.

Do not use the Capillus® EyeLift if you have any of the following conditions on the face.

- Recent facial surgery (until you have been cleared by your doctor).
- Suspicious lesions or skin cancer.
- Eczema.
- Psoriasis.
- Irregularly shaped, new, or changing brown spots.
- Birthmarks
- Broken skin, skin rash, or blisters.
- Tissue inflammation.
- Skin infection, cold sore, or warts.
- Active current outbreak of herpes simplex virus (cold sores).
- History of herpes outbreaks without receiving preventative treatment.
- Facial treatment where the skin has not fully healed, including neurotoxin, dermal filler, micro needling, laser, or chemical peel.

Warnings & Precautions Cont.

Precautions-Consult a medical professional before using the Capillus® EyeLift if:

- You have bruising on the face.
- You are experiencing skin sensitivity or irritation with retinal or benzoyl peroxide.
- The EyeLift limits your vision. Do not wear while doing anything (such as driving) where limited vision poses a risk.
- CAUTION: The light emitted from this device may be harmful to the eyes. Do not stare at the light source.
- Do not use the device if it has been left outdoors.
- Skin dryness, irritation, or redness may occur when using an LED routine. Apply a facial moisturizer if dryness occurs.
- To avoid the risk of temporary dry skin or hyperpigmentation, do not run back-to-back LED routines.

To reduce the risk of fire, thermal and chemical burns, electric shock, serious injury, or death, follow the precautions in this section and the procedures in this manual. The EyeLift contains a rechargeable lithium-ion battery opposite the side with the on/off button. If damaged, the battery can overheat, catch fire, or leak a chemical that can burn skin and eyes.

Charge Safely:






- Follow the manufacturer's "Instructions for use" to charge your EyeLift
- Only charge the equipment with the provided USB-C cable.
- Check if the voltage indicated on the equipment corresponds to the local mains voltage before you connect the equipment to avoid risk of electrocution or permanent damage to the equipment.
- Do not charge the device in the bathroom or near water.
- Do not charge the EyeLift after contact with water.
- Always position the equipment so the charger is easy to reach while charging.
- Store USB-C cable properly after charging.

Warnings & Precautions Cont.

Supervision and Intended users:

- Do not use if any of the conditions in “Warnings & Precautions” (pages 3-4) apply to you.
- Do not leave the equipment unattended when it is powered on.
- This equipment is not intended for use by persons with reduced physical, sensory, or mental capabilities, or lack of experience and knowledge, unless they have been given supervision or instructions concerning use of the equipment. Please refer to the “Warnings & Precautions” before use.
- This equipment is not intended for use by children under 18 years old. Children should be supervised to ensure they do not play with the equipment.
- Small parts can be inhaled or swallowed by children—if any small parts break off or detach from the product, dispose of it safely.
- This equipment is only intended to be used by one person.

Safety Labels

	Indicates the device should not be disposed of in the normal waste stream; it should be taken to a recycling center for proper disposal.
	Indicates Type BF applied part (60335); B=Body, F=Floating applied part. No conductive contact to USER.
	Indicates a medical device that needs to be protected from moisture.
	Indicates the item is a medical device.
	Indicates a battery that operates using lithium-ion.

Instructions for use

Please read the Warnings & Precautions and Instructions before first use.

Check the Product for Damage before each use.

- Inspect the EyeLift for cleanliness, cracks, or sharp edges.
 - Check the EyeLift for signs of corrosion.
 - These conditions can irritate or damage your skin.
1. Plug the large end of the USB cable into a power adapter, then plug the adapter into a wall outlet.
 2. Connect the small end of the USB-C cable to the charging port on bottom right of the EyeLift.
 3. Allow the EyeLift to fully charge (approximately 3 hours).
 4. Once charged, unplug the power adapter and disconnect the USB-C cable.
 5. Short press 1.5 seconds the on/off button to turn the device on and off. The device will provide a 10 minute treatment and will power down automatically.

Cleaning Instructions

If it is necessary to clean the surfaces of your Capillus® EyeLift, please follow these instructions. Note: The Capillus® EyeLift has no parts that can be serviced by the user. If service is required, contact Curallux, LLC at 1-888-571-5334.

DISCONNECT ALL CABLES ON THE CAPILLUS® EYELIFT BEFORE CLEANING

To clean the Capillus® EyeLift, gently wipe the inner surface of the device with a damp cloth. Do not use excessive pressure or force as this may damage the unit. DO NOT use acetone or any other solvents on any part of the device. Acetone and other solvents will damage the unit and void the warranty.

Keep Dry.

- Keep the Capillus® EyeLift dry. If it gets wet, do not charge or use—the battery may be damaged. Follow disposal instructions.
- Do not use this equipment in wet surroundings (e.g., in a bathtub, shower, or swimming pool).
- Do not let water run into the device.
- It is very important to keep the device dry. Any contact with water could damage the device.
- Do not use or store the device in the bathroom or near water.
- Do not charge or use the device if it has been left outdoors.

Servicing

Protect the Battery from Damage.

- Do not try to open the EyeLift or replace the battery.
- Do not crush, drop, or damage the EyeLift.
- Stop use or disconnect charging cable if the EyeLift feels unusually hot or emits smoke or a bad smell.
- Follow "Disposal Instructions".

Do Not Repair or Modify.

- Do not attempt to repair or modify the EyeLift.
- Do not crush or dispose of in fire.

Storage Instructions

Transport and Storage Conditions.

- Only transport and store the device in the following environmental conditions: Keep between 0°C (32°F) and 25°C (77°F)
- If you are travelling by air, the EyeLift should be carried in carry-on baggage and not checked in. The device must be completely switched off.
- Do not use the EyeLift outdoors. Only use the EyeLift indoors under the following environmental conditions Temperature: between 10°C and 30°C.
- A relative humidity range of 15% to 90% atmospheric pressure range of 700 Pa to 1060 Pa.

Disposal Instructions

Dispose of in appropriate waste stream as per local ordinance and regulations.

Return Policy

All www.Capillus.com sales are final. No refunds or exchanges with exception of the above Manufacturer's Guarantee. If you wish to make a return as per above, contact Capillus® at 1 (786) 888-6249 to obtain a Return Material Authorization (RMA). Capillus® will not accept any shipments without an RMA. We recommend that you insure your shipment and register to receive tracking updates. Capillus® will only accept fully functional, like-new devices for returns. Capillus® will provide credit to your credit card or eligible refund via check.

If you received any products in a damaged condition, hang on to your shipment and DO NOT discard any damaged boxes, packaging, or products. Report the damage to us and we will determine if you should return the product for a replacement. You may be asked to provide pictures of your damages to help in the processing of your claim.

International orders will not receive any refunds for the shipping costs paid in the initial order. The refund will only be applicable to the price of the products.

Manufacturer's Guarantee

Capillus® warrants the device against defects in material or workmanship for a period of 60 days.

For more info visit: <https://www.Capillus.com/pages/terms-conditions>.

If you already have an EyeLift. Do not forget to Register your Warranty at www.Capillus.com/warranty

If a defect in material or workmanship exists, Capillus® will repair or replace the necessary parts with new or reworked parts at no charge. Any replacement part will be covered under the original limited warranty. This Warranty is not transferable and does not cover damages caused by acts of God, misuse, negligence, accident, or modification of any part of the unit as determined by our service department. This Warranty does not cover damage due to improper operation or maintenance, connection to improper voltage supply, or attempted repair by anyone other than the company. Failure to use and maintain the device in accordance with the instructions in this manual will void the product warranty.

Please contact Capillus® customer service should you need to get warranty service or order replacement parts such as power adapter.

Do not disassemble any part of the Capillus® EyeLift and don't attempt to repair the device by yourself. Disassembling the device may damage it or may cause injury to you. If the Capillus® device is damaged, malfunctions, or comes in contact with liquid, contact Capillus.

Risk of Loss; Other Terms of Sale

The risk of loss and title for items purchased by you pass to you upon our delivery of the items to the carrier. We do not take title to returned items until the item arrives at our fulfillment center. At our discretion, a refund may be issued without requiring a return. In this situation, we do not take title to the refunded item.

NO RESALE. Buyer shall use the device delivered to buyer for the buyer's user only, and shall not resell, transfer, exchange, or otherwise assign the device without first obtaining the prior written consent of Capillus®, which consent may be granted or withheld by Capillus® in its sole discretion.

How to Contact Us

You can contact us in writing at the following address:
Curallux, LLC 1715 NW 82 Ave Miami, FL 33126

By e-mail to our Capillus® Customer Team at: info@Capillus.com

By phone to our Capillus® Customer Team at: 1-888-571-5334



Device Specifications

Product Name:	Capillus® EyeLift
Model:	EYE-2025A
Peak Wavelength:	685nm
Rated Voltage:	DC3.7V
Capacity:	0.5W
Charging Volt:	5V
Charging Current:	120mA
Max Operating Current:	120mA
EMS frequency:	Continuous wave 1KHZ

Made in China

capillus

www.Capillus.com
+1 (888) 571-5334