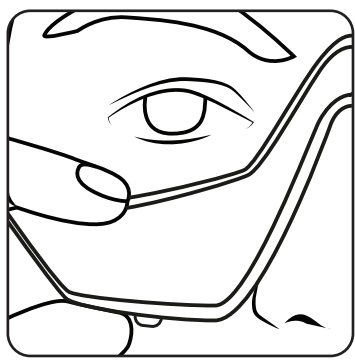


Quick Start Guide

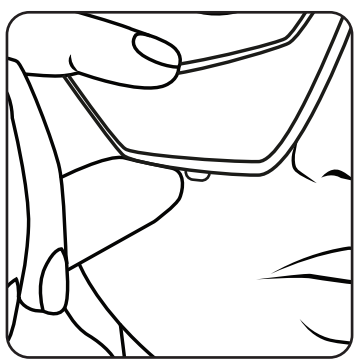
Follow these steps for a quick start with the Capillus EyeLift

Start with a clean face by gently removing makeup, dirt, and oil for maximum effectiveness.



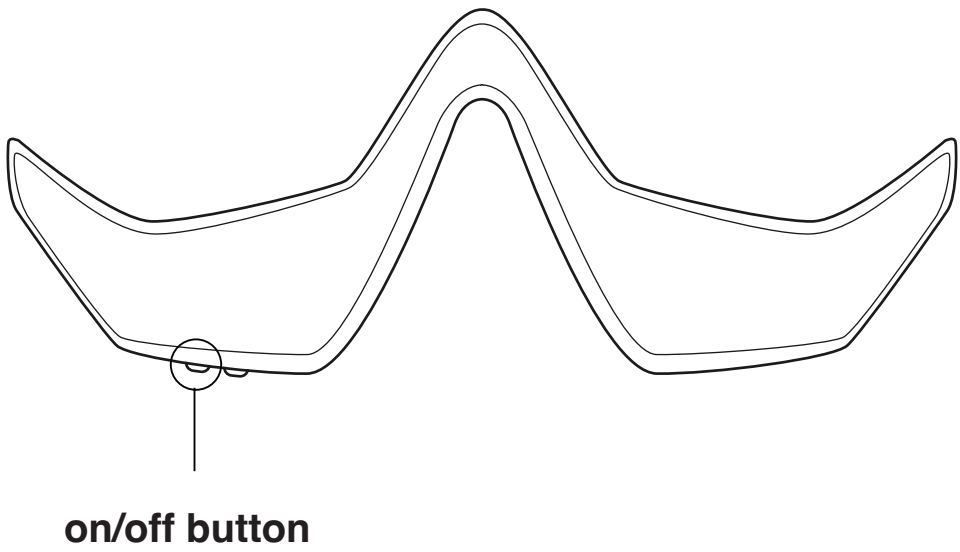
1 Position the Device

Place the device under your eyes, ensuring a comfortable fit.



2 Power On

Short press 1.5 secs on/off button to turn on your Capillus EyeLift.



3 Relax & Rejuvenate

The device will automatically shut off after 10 minutes, signaling the end of your session.

Enjoy your journey to healthier, glowing skin with **Capillus EyeLift!**

