

capillus

EyeLift

Proven Red Light Therapy

User manual

TABLE OF CONTENTS

Get to know your Capillus EyeLift 1

What’s in the box? 2

Contraindications 3-4

Warnings & Precautions 5-9

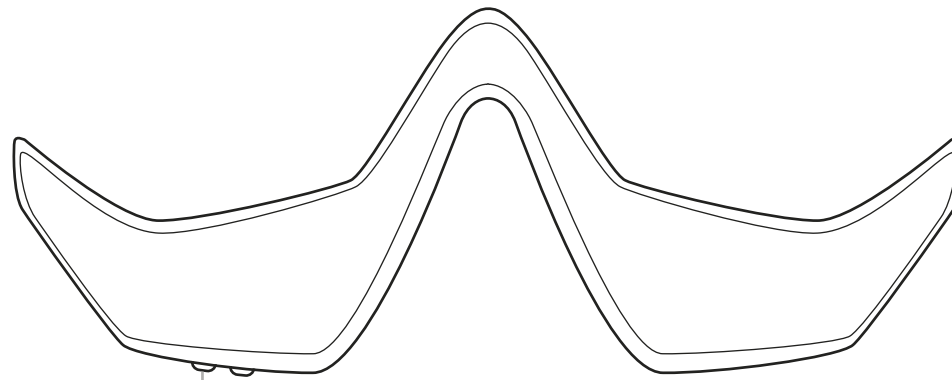
Getting Started 10

Manufacturer’s Guarantee 11

Device Specifications 12

How to Contact Us 13

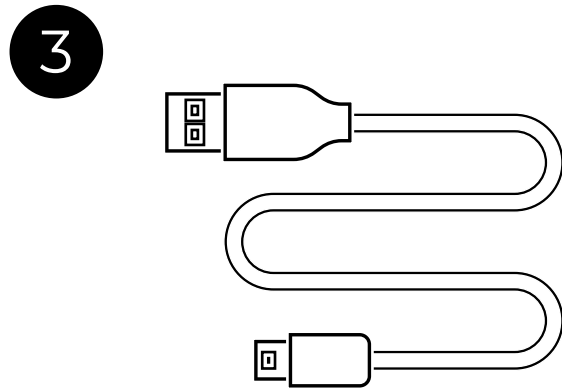

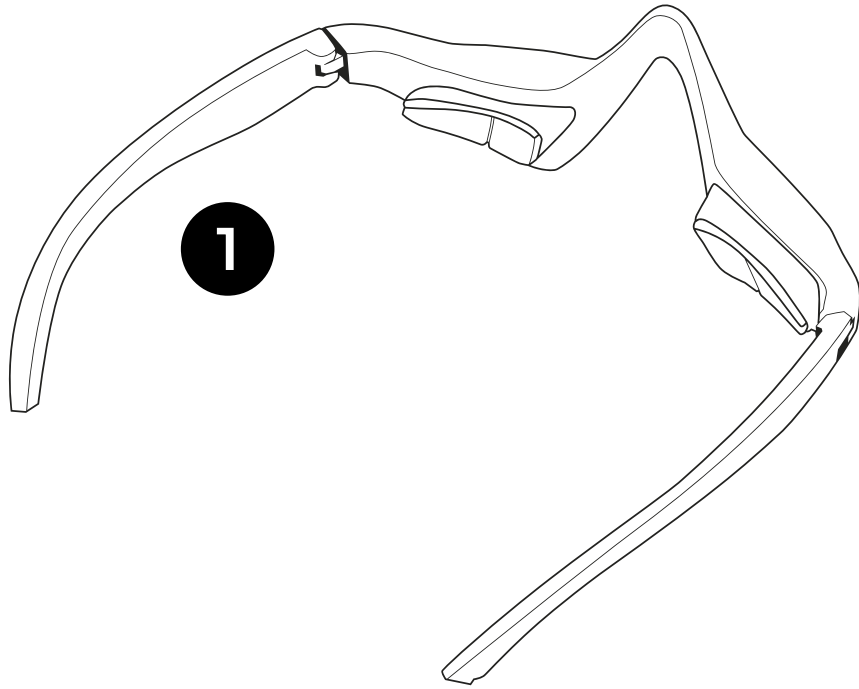
Get to know your Capillus EyeLift



On-Off button
Long press for 1.5 sec



What's in the box?



① *Capillus EyeLift*

② *Manual*

③ *Universal USB Charging Cable*

Contraindications

Do not use the Capillus EyeLift if you are taking:

Medication or supplements that cause sensitivity to light (photosensitivity), for example, medications for severe inflammatory acne (i.e. isotretinoin or doxycycline).

Immediately stop using the device if you experience any discomfort.

Do not use the Capillus EyeLift if you have any of the following medical conditions:

- Retinal and/or macular disease, ocular albinism, or any eye condition that causes sensitivity to light.
- Pacemaker or other electronic implanted device.
- Implants in the face.
- Lack of sensation (e.g., numbness).
- Light sensitive skin disorder (e.g., lupus, porphyria).
- Extreme light sensitivity of the eyes (i.e., photophobia).
- Light-induced headaches.
- Albinism.
- Melasma (i.e., condition that causes patches and spots).
- Sensitivity or allergy to plastic, aluminum, or self-fastening material.

Contraindications

Do not use the Capillus EyeLift if you have any of the following conditions on the face.

- Recent facial surgery (until you have been cleared by your doctor).
- Suspicious lesions or skin cancer.
- Eczema.
- Psoriasis.
- Irregularly shaped, new, or changing brown spots.
- Birthmarks • Broken skin, skin rash, or blisters.
- Tissue inflammation.
- Skin infection, cold sore, or warts.
- Active current outbreak of herpes simplex virus (cold sores).
- History of herpes outbreaks without receiving preventative treatment.
- Facial treatment where the skin has not fully healed, including neurotoxin, dermal filler, micro needling, laser, or chemical peel.

PRECAUTIONS: Consult a medical professional before using the Capillus EyeLift if:

- You have bruising on the face.
- You are experiencing skin sensitivity or irritation with retinol or benzoyl peroxide.

Warnings & Precautions

To reduce the risk of fire, thermal and chemical burns, electric shock, serious injury, or death, follow the precautions in this section and the procedures in this manual. The EyeLift contains a rechargeable lithium-ion battery opposite the side with the on/off button. If damaged, the battery can overheat, catch fire, or leak a chemical that can burn skin and eyes.

SUPERVISION AND INTENDED USERS:

- Do not use if any of the conditions in “Contraindications” (pages 3-4) apply to you.
- Do not leave the equipment unattended when it is powered on.
- This equipment is not intended for use by persons with reduced physical, sensory, or mental capabilities, or lack of experience and knowledge, unless they have been given supervision or instruction concerning use of the equipment. Please refer to the contraindications before use.
- This equipment is not intended for use by children under 18 years old. Children should be supervised to ensure they do not play with the equipment.
- Small parts can be inhaled or swallowed by children—if any small parts break off or detach from the product, dispose of safely.
- This equipment is only intended to be used by one person.

KEEP DRY.

- Keep the Capillus EyeLift dry. If it gets wet, do not charge or use—the battery may be damaged. Follow disposal instructions.
- Do not use this equipment in wet surroundings (e.g., in a bathtub, shower, or swimming pool).
- Do not let water run into the device.
- It is very important to keep the device dry. Any contact with water could damage the device.
- Do not use or store the device in the bathroom or near water.
- Do not charge or use the device if it has been left outdoors.

CHARGE SAFELY.

- Follow the charger manufacturer's instructions.
- Only charge the equipment with the provided USB-C cable.
- Do not use any other USB-C cable
- Check if the voltage indicated on the equipment corresponds to the local mains voltage before you connect the equipment to avoid risk of electrocution or permanent damage to the equipment.
- Do not charge the device in the bathroom or near water.
- Do not charge the EyeLift after contact with water.
- Always position the equipment so the charger is easy to reach while charging.
- Store USB-C cable properly after charging.

PROTECT THE BATTERY FROM DAMAGE.

- Do not try to open the EyeLift or replace the battery.
- Do not crush, drop, or damage the EyeLift.
- Stop use or disconnect charging cable if the EyeLift feels unusually hot or emits smoke or a bad smell.
- Follow disposal instructions.

TRANSPORT AND STORAGE CONDITIONS

- Only transport and store the device in the following environmental conditions:
- Keep between -20°C (-4°F) and 45°C (113°F). For storage longer than 3 months, keep between 0°C (32°F) and 25°C (77°F).
- Keep between 5°C (41°F) to 32°C (89.6°F) at a relative humidity up to 85%, non-condensing.
- Keep between 35°C (95°F) to 60°C (140°F) at a water vapour pressure up to 50 hPa.

CHECK THE PRODUCT FOR DAMAGE BEFORE EACH USE.

- Inspect the EyeLift for cleanliness, cracks, or sharp edges.
- Check the EyeLift for signs of corrosion.
- These conditions can irritate or damage your skin.

USE SAFELY.

- The EyeLift limits your vision. Do not wear while doing anything (such as driving) where limited vision poses a risk.
- CAUTION: The light emitted from this device may be harmful to the eyes. Do not stare at the light source.
- Do not use device when it has been left outdoors.
- If you are travelling by air, the EyeLift should be carried in carry-on baggage and not checked in. The device must be completely switched off.
- Do not use the EyeLift outdoors. Only use the EyeLift indoors under the following environmental conditions: • Temperature: between 10°C and 30°C. • A relative humidity range of 15% to 90%, non-condensing, but not requiring a water vapour partial pressure greater than 50 hPa. • An atmospheric pressure range of 700 hPa to 1060 hPa.
- Skin dryness, irritation, or redness may occur when using an LED routine. Apply a facial moisturiser if dryness occurs.
- To avoid the risk of temporary dry skin or hyperpigmentation, do not run back-to-back LED routines.

CLEAN PROPERLY.

- Clean the EyeLift with a damp cloth.
- Avoid using chemical or alcohol based cleaners.

DO NOT REPAIR OR MODIFY.

- Do not attempt to repair or modify the EyeLift or remote.
- Do not crush or dispose of in fire.

DISPOSAL INSTRUCTIONS.

- Dispose of the device according to local laws and requirements surrounding lithium-ion battery disposal.

Getting Started

Please read the Warnings, Instructions, and Contraindications before first use.

1. Plug the large end of the USB cable into a power adapter (not included), then plug the adapter into a wall outlet.
2. Connect the small end of the USB-C cable to the charging port on bottom right of the EyeLift.
3. Allow the EyeLift to fully charge (approximately 3 hours).
4. Once charged, unplug the power adapter and disconnect the USB-C cable.

Return Policy

All www.capillus.com sales are final. No refunds or exchanges with exception of the above Satisfaction Guarantee. If you wish to make a return as per above, contact Capillus at 1 (786) 888-6249 to obtain a Return Material Authorization (RMA). Capillus will not accept any shipments without an RMA. We recommend that you insure your shipment and register to receive tracking updates. Capillus will only accept fully functional, like-new devices for returns. Capillus will provide credit to your credit card or eligible refund via check.

If you received any products in a damaged condition, hang on to your shipment and DO NOT discard any damaged boxes, packaging, or products. Report the damage to us and we will determine if you should return the product for a replacement. You may be asked to provide pictures of your damages to help in the processing of your claim.

International orders will not receive any refunds for the shipping costs paid in the initial order. The refund will only be applicable to the price of the products.

Manufacturer's Guarantee

This product has a 60 day limited warranty.

For more info visit: <https://www.capillus.com/pages/terms-conditions>.

If you already have a EyeLift do not forget to Register your Warranty at www.capillus.com/warranty

Risk of Loss; Other Terms of Sale

The risk of loss and title for items purchased by you pass to you upon our delivery of the items to the carrier. We do not take title to returned items until the item arrives at our fulfillment center. At our discretion, a refund may be issued without requiring a return. In this situation, we do not take title to the refunded item.

NO RESALE. Buyer shall use the device delivered to buyer for the buyer's user only, and shall not resell, transfer, exchange, or otherwise assign the device without first obtaining the prior written consent of Capillus, which consent may be granted or withheld by Capillus in its sole discretion.

How to Contact Us

You can contact us in writing at the following address:

Curallux, LLC 1715 NW 82 Ave Miami, FL 33126

By e-mail to our Capillus Customer Team at: info@capillus.com

By phone to our Capillus Customer Team at: 1-888-571-5334



capillus

WWW.CAPILLUS.COM
+1 (888) 571-5334

© 2021 Curallux, LLC. All rights reserved.

CAPPR_25006

Device Specifications

Product Name:	Capillus EyeLift
Model:	EYE-2025A
Rated Voltage:	DC3.7V
Capacity:	0.5W
Charging Volt:	5V
Charging Current:	120mA
Max Operating Current:	120mA
EMS frequency:	Continuous wave 1KHZ