

Ultrasonic

USER MANUAL

- Dog trainer
- Stop Barking
- Rechargeable
- Dog Deterrent
- Ultrasonic
- Torch Light
- Dog Barking Control Devices

INTRODUCTION

Thank you for choosing our products! This is a newly designed and upgraded ultrasonic dog training and bark control device. The average human hearing frequency range is 20Hz to 20KHz, Dogs have a more acute sense of hearing. They can hear 15Hz to 50KHz.

This ultrasonic bark control emits ultrasonic sound from 23-30KHz, which is very sensitive to dogs. It provides a safe and effective solution for dog training and bark control. It is primarily used to deter dogs from engaging in destructive behavior, such as barking, biting, or eating trash.

For safety reasons, this product will shut off after 10 seconds of use, even if you continue to press the button. If you need to use the device again, you will need to release the button and then press it again.

OVERVIEW

Torch Light Button

Ultrasonic Button

Beep Button

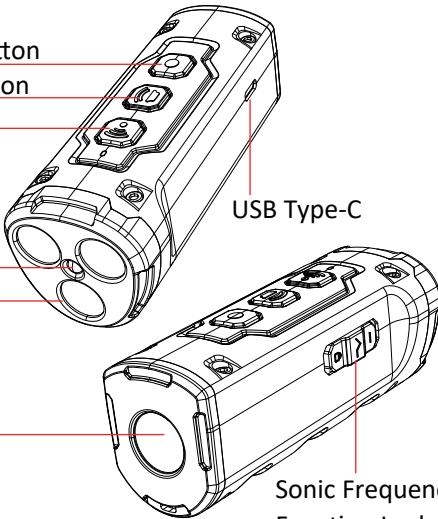
USB Type-C

Flashing Light

Ultrasonic
Transmitter

TORCH LIGHT

Sonic Frequency Modes
Function Lock Key



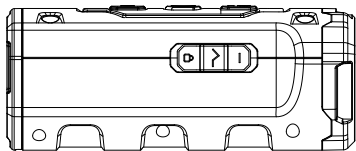
FUNCTIONS

ULTRASONIC MODE

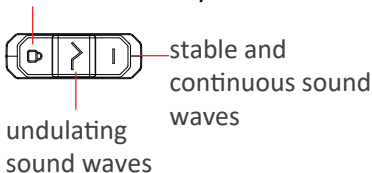
Ultrasonic Button: When you press & hold the button, it will emit an ultrasonic sound that can only be heard by dogs. When the device is working and emitting ultrasonic sound, a green light will light up. This device will not negatively affect your dog's hearing and is safe to use.

This device is equipped with two effective ultrasonic modes. However, if you use one mode too frequently, your dog may get used to the sound. For this reason, we included different two ultrasonic modes, so you can switch from time to time.

- ⊖ Undulating sound waves with a frequency of 20-30kHz
- ⊖ Stable and continuous sound waves with a frequency of 25kHz.



Function Lock Key



BEEP MODE

Beep Button: When you press the button, it will make a beep sound and the green light will lights up.Try using it before the ultrasonic mode, as some dogs can be conditioned into learning what comes after the beep sound if they don't stop.If your dog stops after the beep sound and starts to get the hang of it, don't forget to reward them for their good behavior.

TORCH LIGHT MODE

Torch Light Button: It is a strong light that constant light and SOS mode. Press and hold the button, the flashlight will be turned on.Keep pressing this button, and the flashlight will switch different modes until it turns off. It has a strong flashlight, suitable for you when walking your dog outside at night. The flashlight has a smart light sensor.

BATTERY

1. Please charge this product for at least 5 hours before its first use.
2. When the start button is pressed the green light indicates that the product is working effectively. And the product is enough electricity.
3. A red light goes on when you use the product, indicating that the battery is less than 25 percent charged.
4. When the battery is low, using the Ultrasonic mode can be very power-intensive. And the Ultrasonic waves might get weaker. Please charging in time.
5. The charging time is 4 hours. The product lights up red when it is charged and turns green when it is fully charged.
6. Please use a 5V/2A adapter to charge the product.



Keep Red indicator
when charging.

The Red indicator turns
Green when fully charged.

 **NOTICE**

1. Do not use it on dogs younger than 6 months. It is effective for small, medium, and large dogs of all breeds that are 6 months old to 8 years old.
2. It is not recommended to use this product for long periods of time.
3. This product cannot be used for specially trained dogs or hearing-impaired dogs.
4. Every dog will respond differently to training methods. For best results, combine this method with other training methods.
5. If you are unsure whether this product is appropriate for your pet, please consult your veterinarian or a certified trainer.