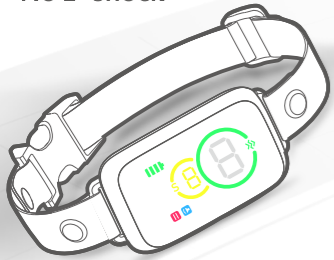


SMART BARK TRAINING COLLAR

USER MANUAL

V1.0

- Small size
- large color screen
- No E- shock



TC-011

NOTICE Please Read The User Manual Carefully Before Use and Keep It in A Safe Place!

Smart Dog Bark Control Collar

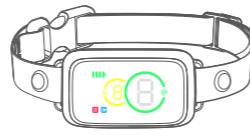
Please read and fully understand this manual before use

Important Safety Information

- Not suitable for aggressive dogs
- Suitable for dogs over 3 months old
- Wear no more than 12 hours a day
- Make sure the dog is healthy before use
- Remove the bark collar while playing with the dog to avoid false triggering
- Regularly check Rash & Sore of the dog's neck

1

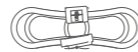
Packaging and Accessories



Bark Collar: 1Pcs



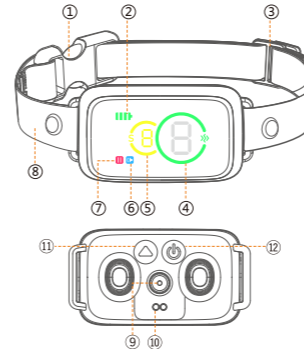
User Manual: 1Pcs



Magnetic Charging Cable: 1Pcs

2

Product Details



- 1 Buckle
- 2 Battery level
- 3 Slider Buckle
- 4 Vibration Level
- 5 Sensitivity level
- 6 Warning Tone
- 7 Pause Icon
- 8 Adjustable Collar
- 9 Sound Sensor
- 10 Magnetic Charging Interface
- 11 Adjusting buttons
- 12 On/OFF/Set button

3

Product Features

Better Dog Training Features

- Sound
- Output Level
- Sensitivity level
- Small size

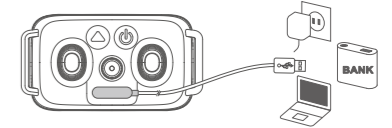
Features Convenient For Dog Owners

- Rainy Days Available
- Dustproof and Waterproof
- Large Display
- Reverse Charging Protection
- Energy Saving
- Long Standby
- Magnetic Charging

Use Operations and Settings

01 Charge the bark collar

4



Battery display

- During charging- the battery icon has a dynamic running light.
- Fully charged- static full display of battery icon and "F"
- Battery Low prompt- displays a flashing battery icon and an "L" which will automatically shut down after flashing for 10 seconds.



Notice:

- 1 / An unsuitable charger is one with output voltage over 5V, which is usually visible on its surface.
- 2 / Please use the magnetic charging cable included in the package. Using other magnetic charging cables may not fit this product and may damage the battery.
- 3 / There is reverse charging protection in the product, but chargers with more than 5V output cannot be used.

5

02 ON/OFF



Press and hold for 2 seconds to turn on/off

03 Function settings



a: In standby mode, click the button "⏻" to light up the screen. Then short press the button "⏻" to select the function for setting.



b: When the sensitivity or vibration circle flashes, short press "⏻" to adjust the function level.

★ Short press the on/off button to turn on the display before adjusting sensitivity and vibration.

04 Sensitivity Level

1-7 1-7 indicates sensitivity level, 1 means the lowest, 7 means the highest.

6

05 Vibration level

1-7 Short press the "Δ" key to adjust the vibration intensity from 1 to 7. Level 7 is the strongest, while Level 1 is the weakest.

06 Protected Mode

After being triggered for 5 consecutive times, it will enter the protected mode, and the product is in a 1-minute pause period. Press the On/Off key to exit the pause.

Functional Testing

Blow into the sensor to trigger the product.



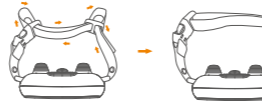
Sound Sensor

▲ After the product is triggered, tone, vibration perform in a correct way, indicating that the device is normal.

7

Wearing Method

Adjust the collar and bark collar before wearing;



Make sure the product is worn appropriately, not too tight and not too loose. (1 finger can fit between the strap and the dog's neck).



TIPS before wearing:



Throat position Ensure skin contact Moderately tight

8

FAQ

Q: Why doesn't the bark stop work when the dog barks?

- A:** There may be three reasons:
- 1: Confirm that the product is turned on.
 - 2: Confirm that the battery has sufficient power.
 - 3: The triggering sensitivity is not high enough. Please try increasing the sensitivity level.

Q: Is this bark designed in a safe and humane way?

- A:** All bark collars will not cause direct damage to your pet's body, but will make them uncomfortable and reduce barking. Note: Do not overuse this product on pets, please refer to precautions in the manual before use.

Q: Will other dog barks or ambient noise trigger the bark collar?

- A:** Yes, but the probability is very low. We have optimized the waveform recognition technology for barking sounds to increase resistance to false triggering. If false triggering occurs, please lower the sensitivity level appropriately.

9

TC-011

Bark Training Collar

Product Name:	Bark Training Collar
Product Model:	TC-011
Working Voltage:	3.7V
Battery Capacity:	200mAh
Input Voltage:	DC 5V / 1A
Waterproof Grade:	Ip67
Operating Temperature:	-10°C ~ +50°C
Storage Temperature:	-20°C ~ +60°C
Product Size:	61.4mm * 32.6mm * 22.8mm
Product Net Weight:	40g

The implementation standard of this product is:

GB/T 17799.3 - 2012, GB/T17799.1 - 2017/GB/T 17626.2, GB/T 17626.3

Qualified according to the standard inspection

10

