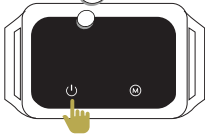


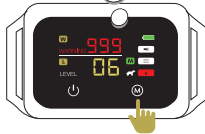
1

Press and hold the On/Off button to turn on or turn off the device.



2

Touch the M button once for switching between static and vibration modes.



3

Press and hold M button to activate fixed mode, the corresponding level will be displayed after releasing M button.



4

Press the On/Off button twice to activate the looping mode.



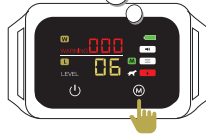
5

Warning record indicating the number of barks.



6

Touch the M button three times to clear the warning record.



QUICK START CARD

B800

