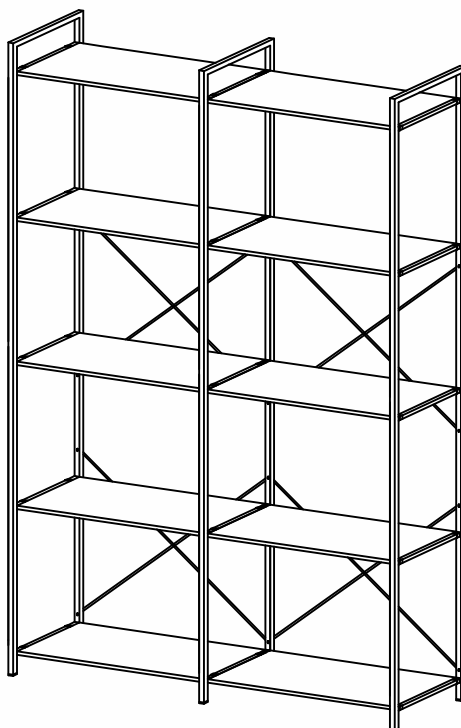


AXEL

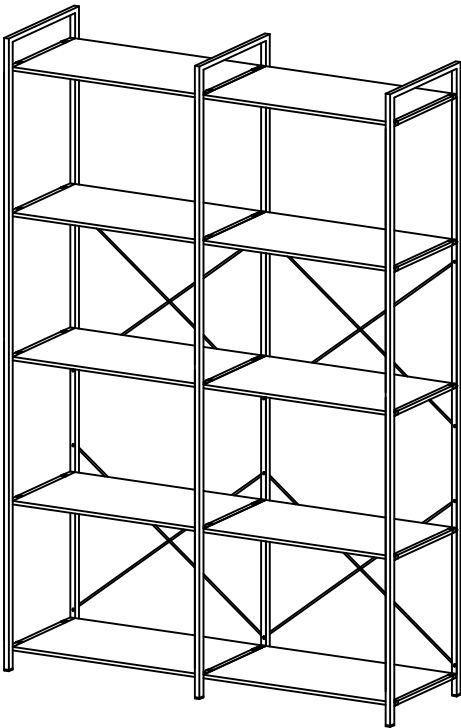
EXTENSION SHELVING UNIT - TALL (1850 x 800mm)










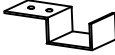





- Please do not throw away any of the packaging or instructions until you have checked all the components and hardware and have successfully completed the assembly
- Before starting the assembly, please spend a short time looking through this leaflet.
- We suggest building your item on a soft surface such as a rug or carpet, or even the packaging this item arrived in. This will help protect the product and your floor!
- Please only use the appropriate tools needed for each task as indicated or mentioned.
- Ensure you have 2 people if your product is heavy or large, or awkward for you.
- Assemble all components loosely until the final stages.
- Keep the assembly tools with the instructions. depending on use, it will be necessary to perform maintenance or upkeep on your product.
- Please keep small pieces out of reach of small children
- If you encounter any issues or concerns before, during or after assembly, be they large, small or strange, please let us know at customercare@b2cfurniture.com.au We have a dedicated support team with solutions and remedies ready to put them into action for you.
- Final step, enjoy your furniture!

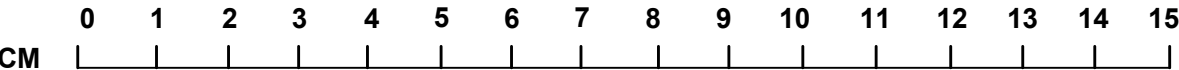
AXEL

EXTENSION SHELVING UNIT -
TALL (1850 x 800mm)



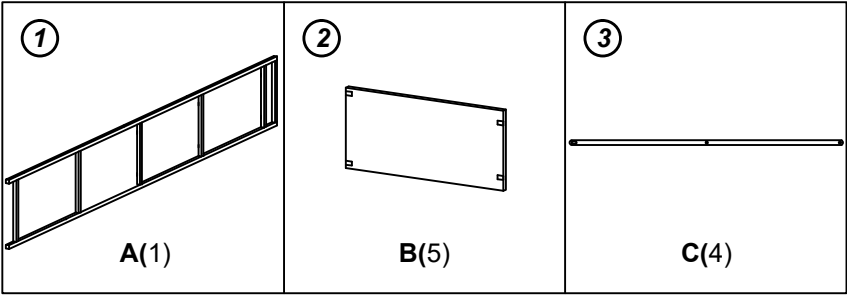
- M6
- M8
- M10

| | | | | |
|-------------------------------------------------------------------------------------|-------------------------------------------------------------------------------------|-------------------------------------------------------------------------------------|---------------------------------------------------------------------------------------|---------------------------------------------------------------------------------------|
|  |  |  |  |  |
| M6 x 20mm | M6 x 16mm | JCN NUT M6 x 15mm | M6 HEX NUT | PAN HEAD SCREW M4 x 30mm |
| 1(4) | 2(2) | 3(4) | 4(2) | 5(2) |
|  |  |  |  |  |
| PAN HEAD SCREW M3.5 x 16mm | Adjuster | U BRACKET | 5003 L BRACKET | PLUG |
| 6(42) | 7(2) | 8(20) | 9(2) | 10(2) |
|  |  |  | | |
| ALLEN KEY WITH BALL | PLASTIC | SPANNER | | |
| 11(2) | 12(2) | 13(1) | | |

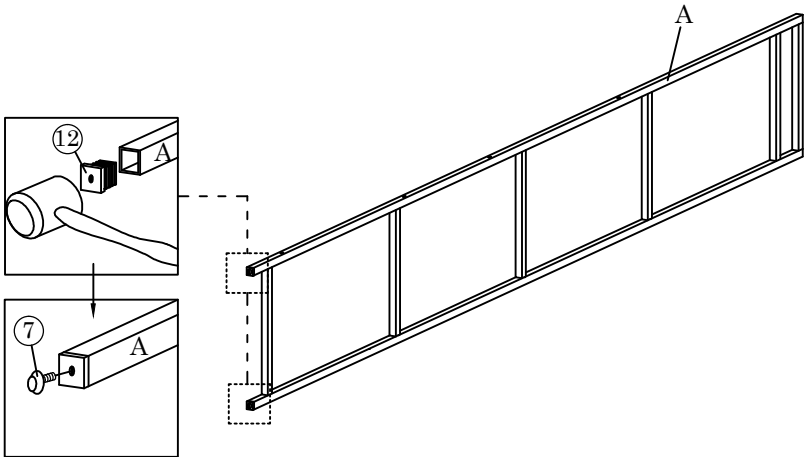


AXEL

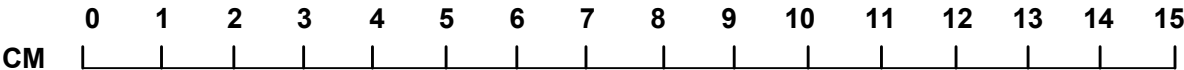
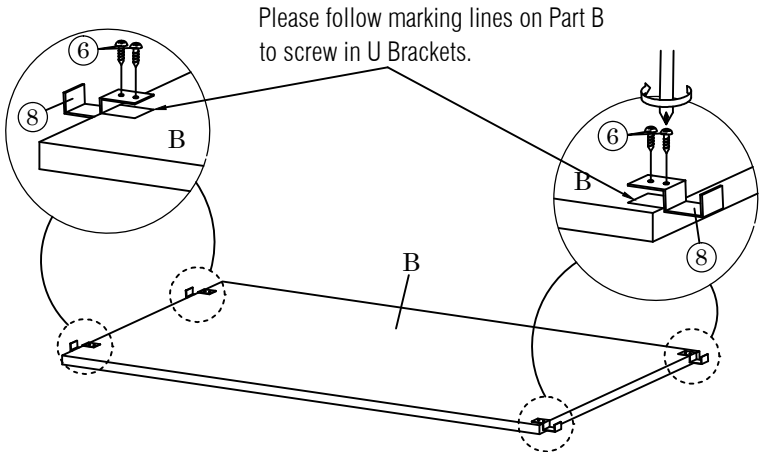
EXTENSION SHELVING UNIT -
TALL (1850 x 800mm)



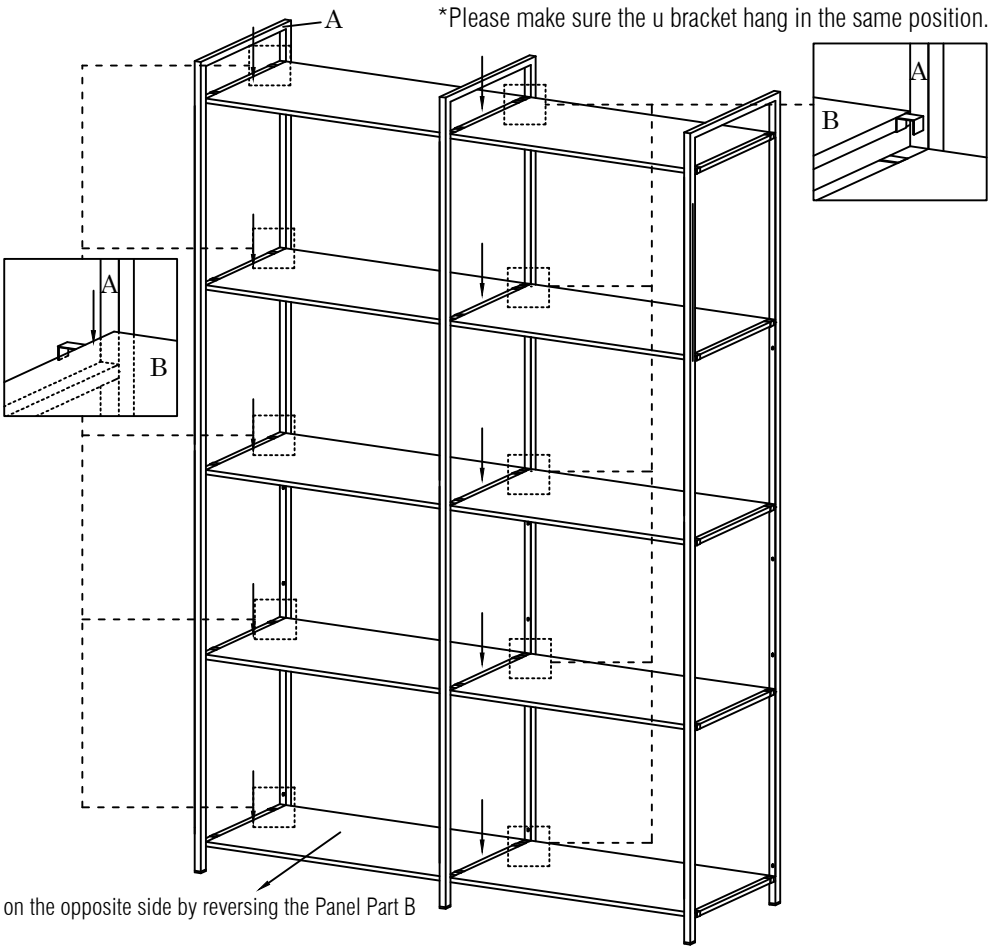
1.



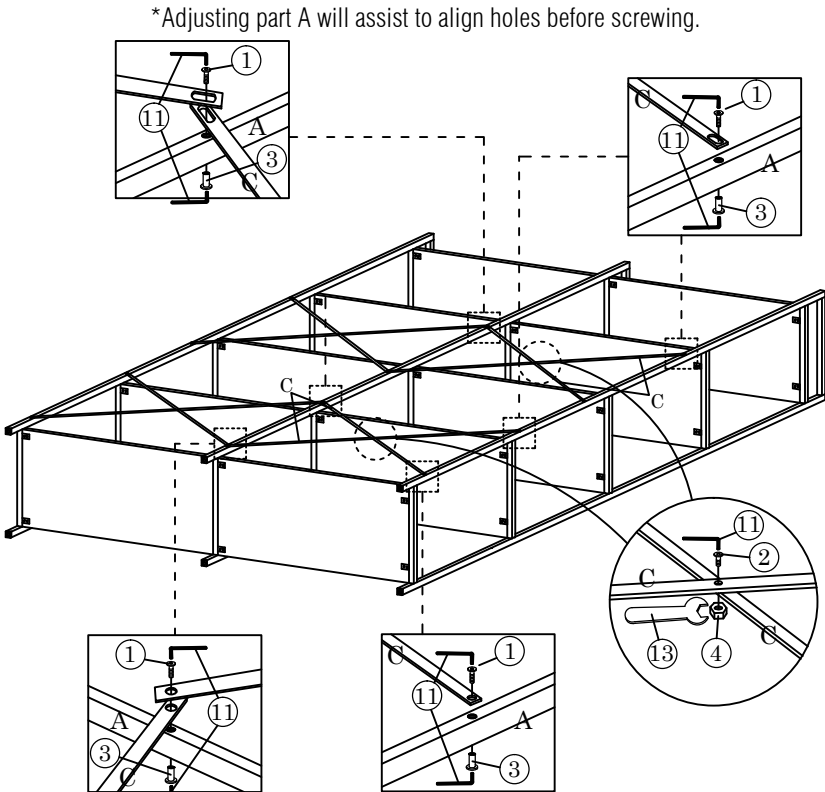
2.



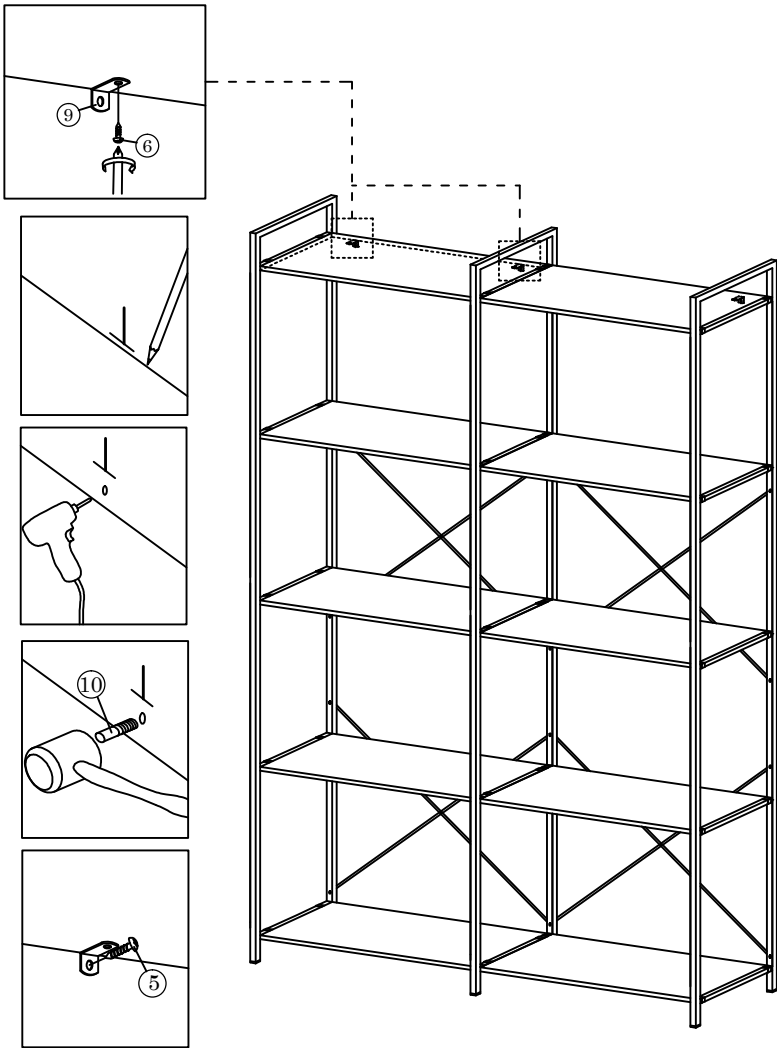
3.



4.



5.



⚠ WARNING



Children have died from furniture tipover.

- ALWAYS secure it with an anchor device.
- NEVER allow children to stand, climb or hang on drawers, doors, or shelves.
- NEVER open more than one drawer at a time.
- Place heavy items down low.

NEVER put a TV on this furniture