

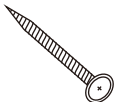

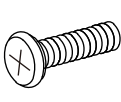



## FRANKI SOFA



- Please do not throw away any of the packaging or instructions until you have checked all the components and hardware and have successfully completed the assembly
- Before starting the assembly, please spend a short time looking through this leaflet.
- We suggest building your item on a soft surface such as a rug or carpet, or even the packaging this item arrived in. This will help protect the product and your floor!
- Please only use the appropriate tools needed for each task as indicated or mentioned.
- Ensure you have 2 people if your product is heavy or large, or awkward for you.
- Assemble all components loosely until the final stages.
- Keep the assembly tools with the instructions. depending on use, it will be necessary to perform maintenance or upkeep on your product.
- Please keep small pieces out of reach of small children
- If you encounter any issues or concerns before, during or after assembly, be they large, small or strange, please let us know at [customercare@b2cfurniture.com.au](mailto:customercare@b2cfurniture.com.au) We have a dedicated support team with solutions and remedies ready to put them into action for you.
- Final step, enjoy your

## FRANKI SOFA

NO.	A	B	C	D	E
Parts					
Quantity	8x	32x	8x	8x	2x

