


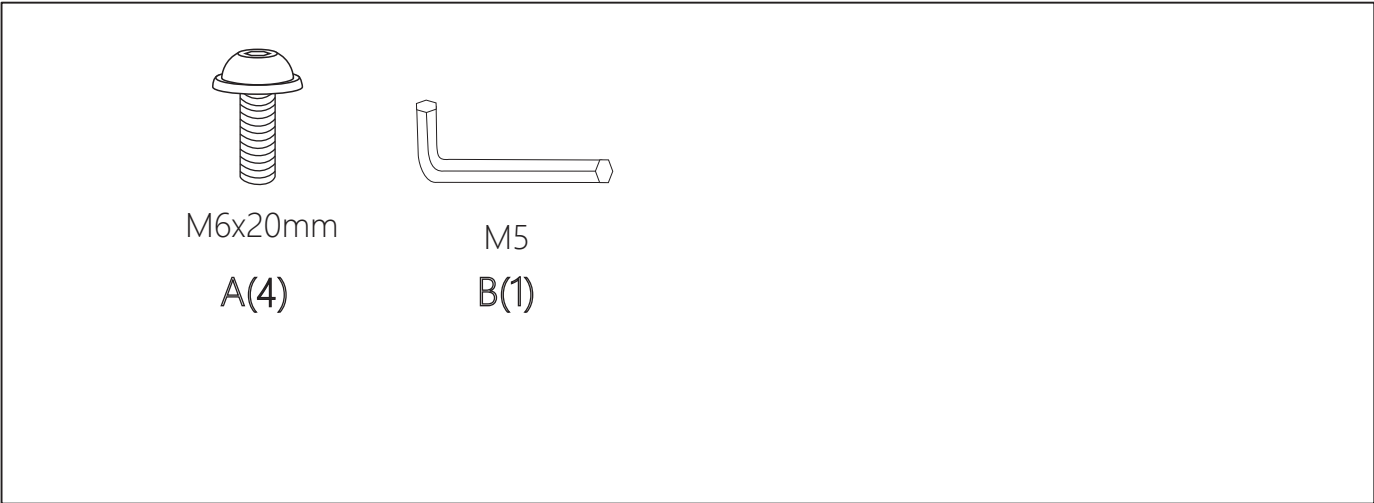
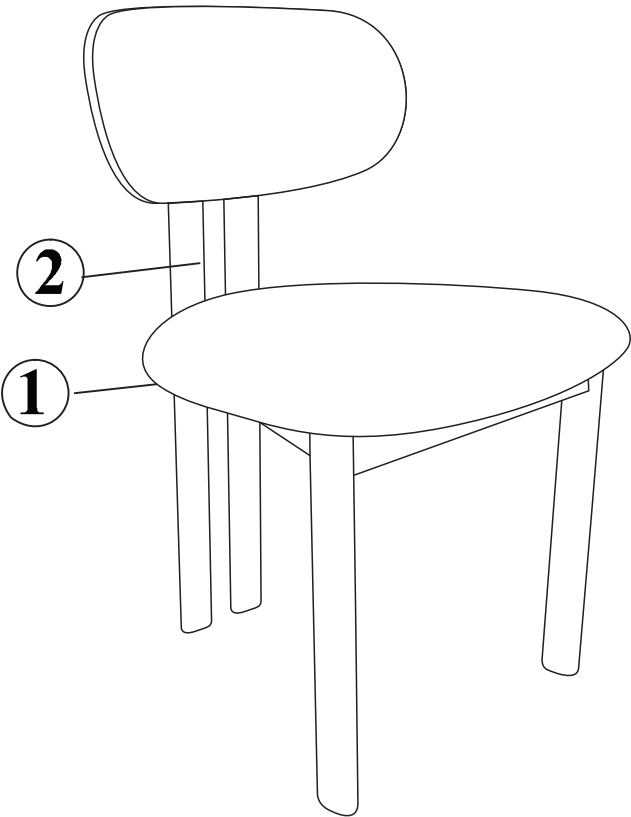
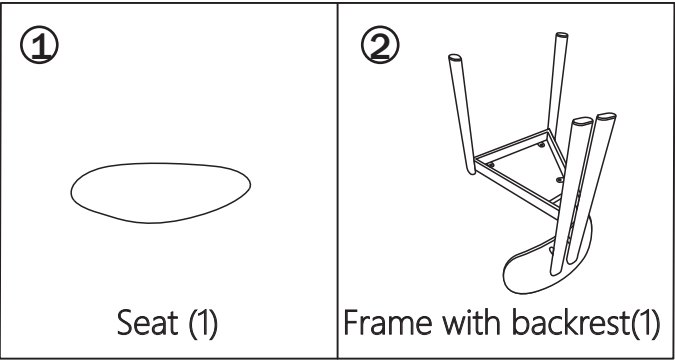
Florida

Dining Chair



- Please do not throw away any of the packaging or instructions until you have checked all the components and hardware and have successfully completed the assembly
- Before starting the assembly, please spend a short time looking through this leaflet.
- We suggest building your item on a soft surface such as a rug or carpet, or even the packaging this item arrived in. This will help protect the product and your floor!
- Please only use the appropriate tools needed for each task as indicated or mentioned.
- Ensure you have 2 people if your product is heavy or large, or awkward for you.
- Assemble all components loosely until the final stages.
- Keep the assembly tools with the instructions. depending on use, it will be necessary to perform maintenance or upkeep on your product.
- Please keep small pieces out of reach of small children
- If you encounter any issues or concerns before, during or after assembly, be they large, small or strange, please let us know at customercare@b2cfurniture.com.au We have a dedicated support team with solutions and remedies ready to put them into action for you.
- Final step, enjoy your furniture!

Florida Dining Chair



- M6
- M8
- M10



