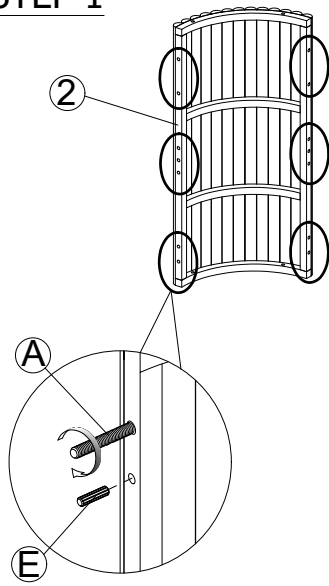


# ASSEMBLY INSTRUCTIONS

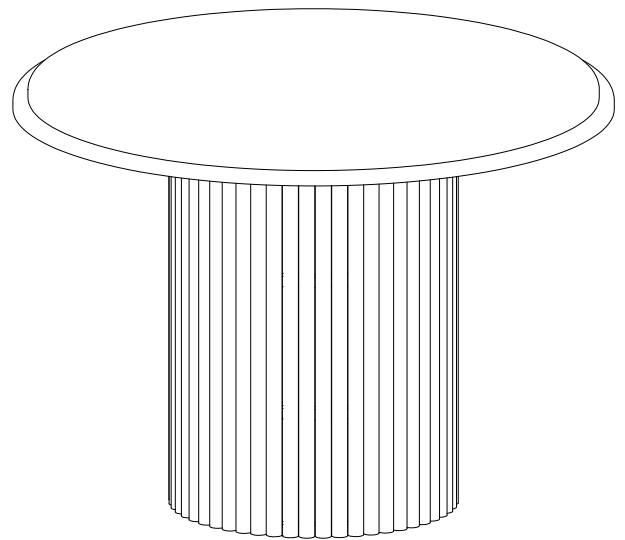
MODEL :TB 8078

## STEP 1

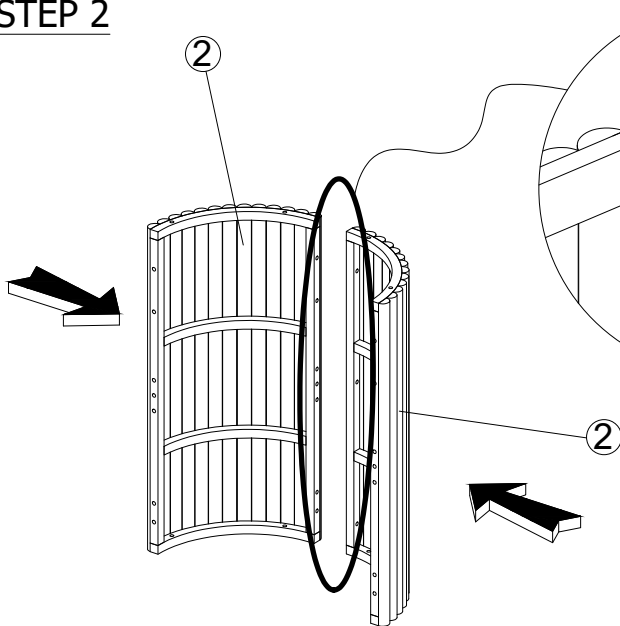


ITEM	PART NAME	QTY
1	Table Top	1 PC
2	Leg	4 PCS
3	Top Frame	1 PC

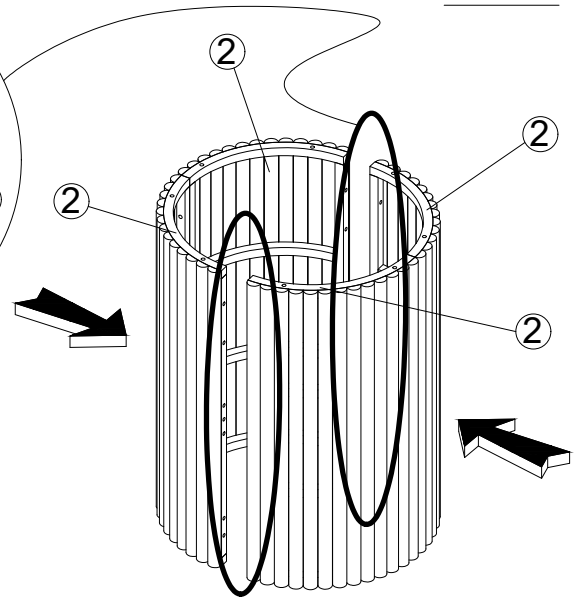
ITEM	HARDWARE NAME	DESCRIPTION	QTY
A	Wood Stand M8 x 65 mm		12 PCS
B	JCBC Bolt M6 x 25 mm		16 PCS
C	Spring Washer M6		16 PCS
D	Flat Washer M6x13		16 PCS
E	Wood Dowel M10x30		16 PCS
F	ALLEN KEY M4 (Long)		1 PC
G	Adjuster 15mm		8 PCS
H	Hex Nut M8		12 PCS
I	Flat Washer M8		12 PCS
J	Spring Washer 5/16		12 PCS
K	Spanner 13		1 PC



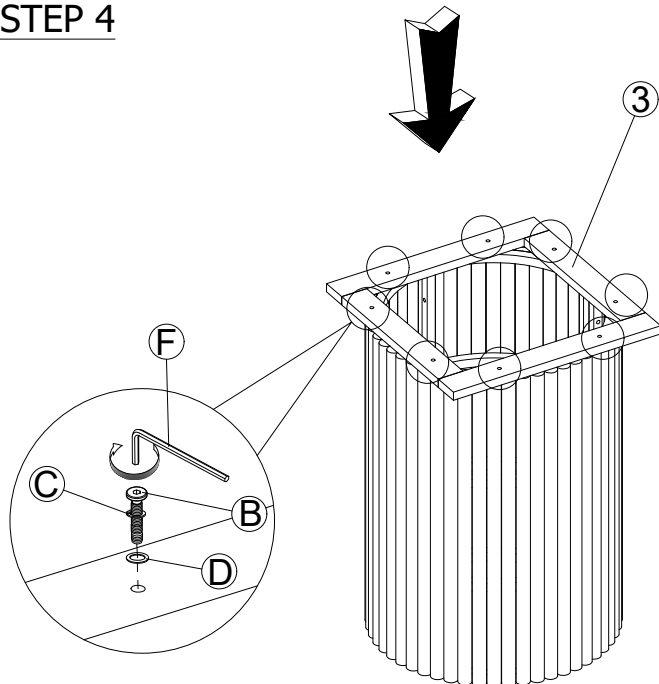
## STEP 2



## STEP 3



## STEP 4



## STEP 5

