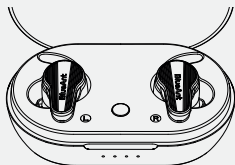
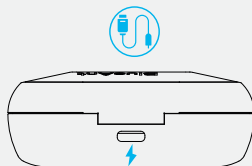



CHARGING



1. Open the charging case and remove the sportsbuds. Be sure to take off the paper tags covering the charging pins.

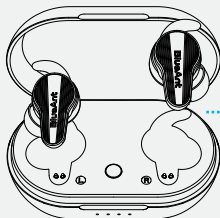


2. Place sportsbuds in the case to charge via USB-C

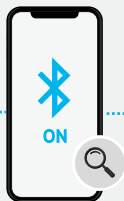


3. A full charge of the case and sportsbuds takes 2 hrs

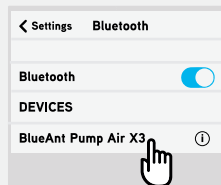
CONNECT



1. Remove sportsbuds from case

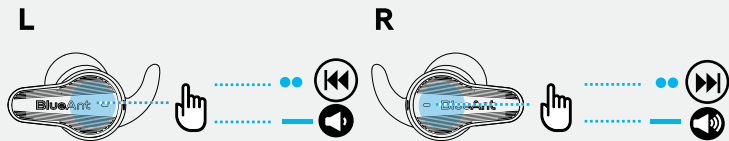


2. Search on your phone

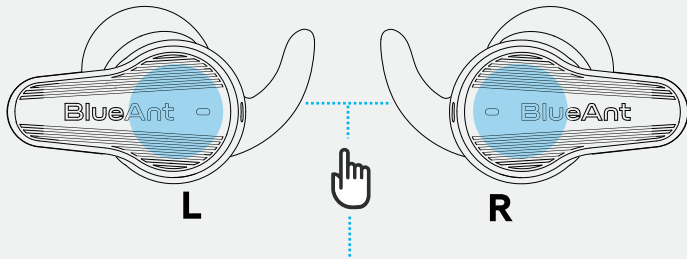


3. Choose 'BlueAnt Pump Air X3' to connect

CONTROLS



EITHER SPORTSBUD






- 1 x CLICK
- 2 x CLICKS
- 3 x CLICKS
- HOLD (3s)







BUTTON FUNCTIONS

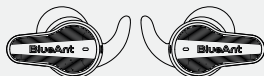







Left Sportsbud

 **x2 Music****Double click** the left
MFB to skip
backward a
track **Volume Down** **Press & hold**the left MFB to
decrease volume
when music is
playing or on a call

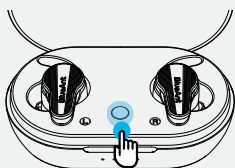
Right Sportsbud

 **x2 Music****Double click** the right MFB
to skip forward
a track **Volume Up** **Press & hold**the right MFB to
increase volume
when music is
playing or on a call

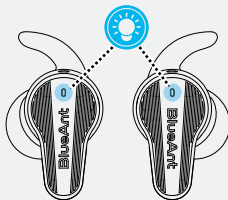
Either Sportsbud

 **Music** **Click either**
MFB to play/pause
music **Answer Call** **Click either**
MFB to answer
a call **x2 End Call** **Double click**
either MFB to
end a call **Reject Call** **Press & hold**
either MFB to
reject a call **x3 Siri/Google** **Click either**
MFB 3 x times to
playing to activate/
cancel Siri/Google

BUDS LOST CONNECTION?



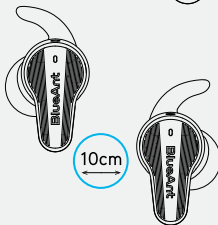
1. Place sportsbuds in the case. Press & hold the button in the case for 10s



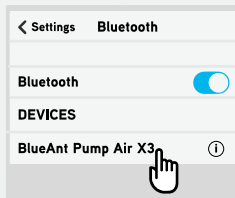
2. Sportsbuds will flash white, 3 times



3. Remove sportsbuds from case



4. Place sportsbuds within 10cm from each other



5. Wait 10s until one sportsbud flashes white, then pair to phone

PRODUCT
REGISTER

Scan me, to register & extend your Pump Air X3 warranty from 1 to 2 years

ONLINE
MANUAL

Scan me, to view the full manual

ONLINE
FAQ

Scan me, to view the FAQ

