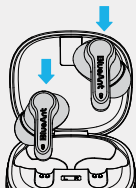
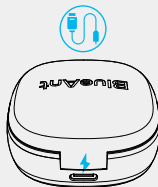



## CHARGING



1. Open the charging case and remove the earbuds. Be sure to take off the paper tags covering the charging pins

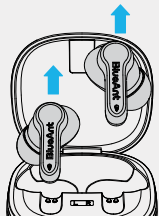


2. Place earbuds in the case to charge via USB-C



3. A full charge of the case and earbuds takes 2hrs

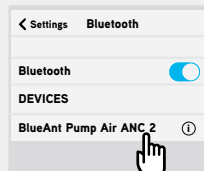
## CONNECT



1. Remove earbuds from case



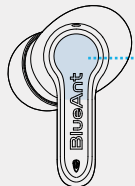
2. Search on your phone



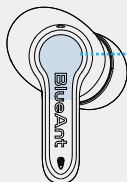
3. Choose 'BlueAnt Pump Air ANC 2' to connect

## CONTROLS

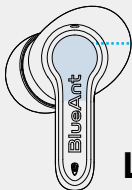
L



R



## EITHER EARBUD



L



R



- 1 x TAP
- 2 x TAPS
- 3 x TAPS
- HOLD (3s)



Siri/Google

## BUTTON FUNCTIONS

## Left Earbud



**Active Noise  
Cancellation (ANC)**

**Single Tap**

-To toggle ANC/  
Transparency



**Music**

**Double Tap**

⏮ Skip track  
backward



**Volume Down**



**Press & hold**

Press & hold left  
earbud to decrease  
volume

## Right Earbud



**Music**

**Single Tap**

▶ Right earbud  
once to Play/  
Pause



**Music**

**Double Tap**

▶▶ Skip track  
forward



**Volume Up**



**Press & hold**

Press & hold right  
earbud to increase  
volume

## Either Earbud



**Answer Call**



**Single Tap**

Tap MFB once on  
either earbud to  
answer a call



**End Call**



**Double Tap**

Double tap MFB  
on either earbud  
to end a call



**Reject Call**



**Press & hold**

Press and hold on  
either earbud to  
reject a call



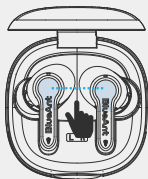
**Siri/Google**



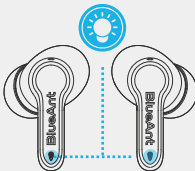
**Triple Tap**

Click MFB 3 times  
on either earbuds  
to Activate/Cancel  
Siri/Google

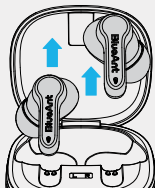
## EARBUDS LOST CONNECTION?



1. Place earbuds in the case. Press & hold the MFB button on both earbuds for 10s



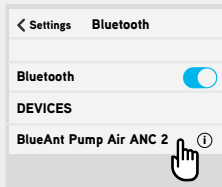
2. Earbuds will flash white, 4 times



3. Remove both earbuds from the case



4. Place earbuds within 10cm from each other



5. Wait 10s until one bud flashes blue/white. Then pair to phone

N.B. If you're having trouble with this process, please refer to the user manual (V1.0 or greater) for more detailed information

PRODUCT  
REGISTER

Scan me, to register & extend your Pump Air ANC 2 warranty from 1 to 2 years

Visit [warranty.blueantwireless.com](http://warranty.blueantwireless.com) for full terms & conditions

ONLINE  
MANUAL

Scan me, to view the full manual

[blueantwireless.com](http://blueantwireless.com)

ONLINE  
FAQ

Scan me, to view the FAQ

Visit [support.blueantwireless.com](http://support.blueantwireless.com) or email: [care@blueantwireless.com](mailto:care@blueantwireless.com)

