

913002

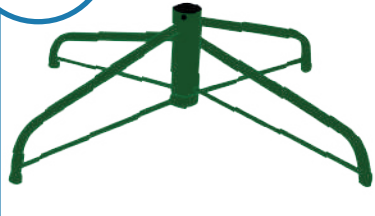
MERRY  
Christmas



3 Section Hinged Flocked  
Christmas Tree Owners Manual

# Components

1 Stand



3 Base Screw




1 Top Section



1 Middle Section



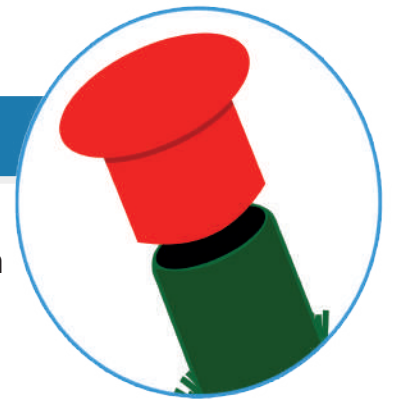
1 Bottom Section



## Before Starting

Remove all caps from pole ends



1. It is normal for your tree to shed some flocking during transit, we suggest you open your tree outside and shake each section to remove loose materials before constructing.
3. Ensure all pieces are present
4. Ensure area of construction is flat, stable and free from children, pets and other obstructions
5. Ensure tree is away from sparks, flames or heat sources.



Estimated construction time:

**1 Elf Assembly**  
Approx. 45 - 75 mins

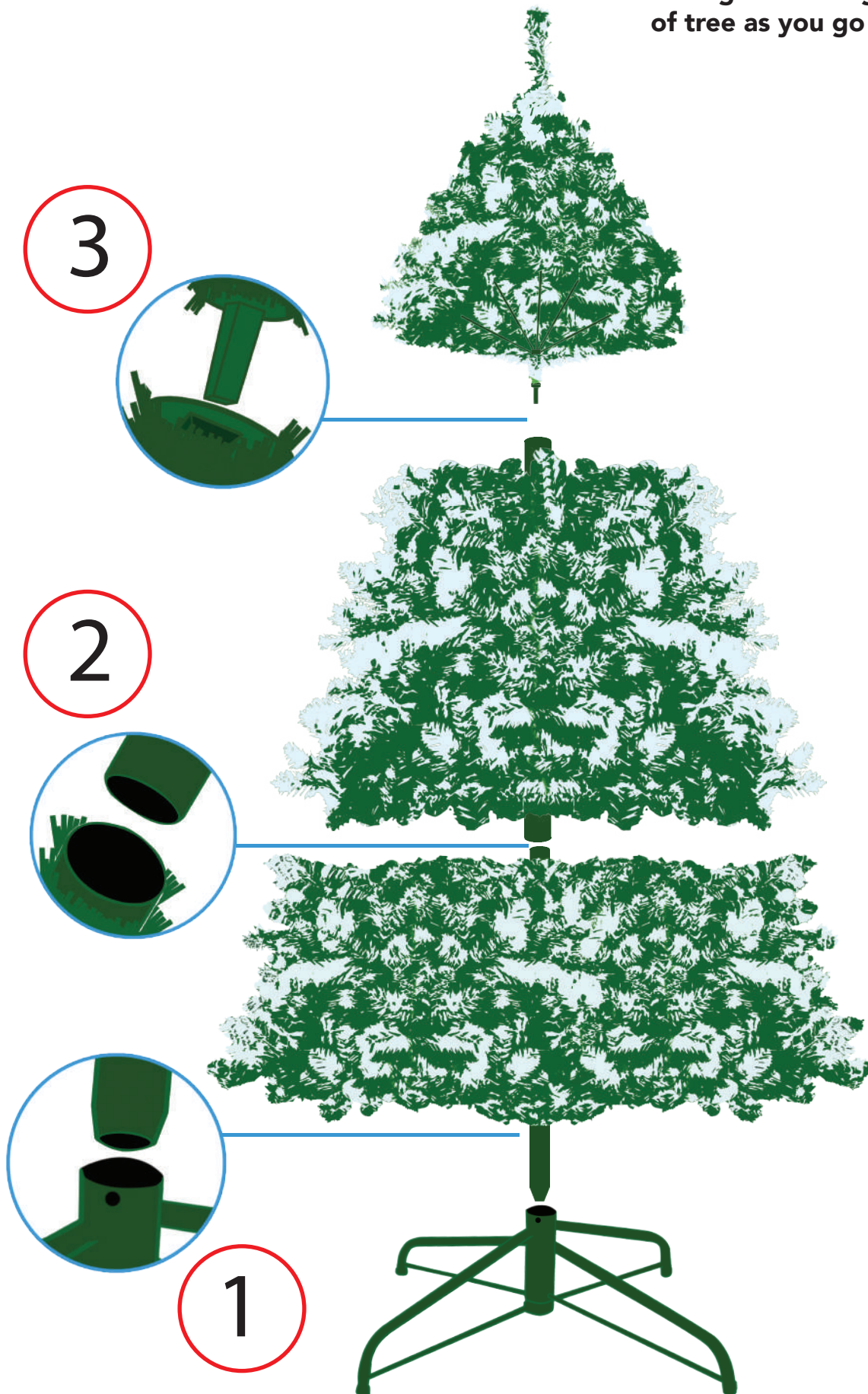
1







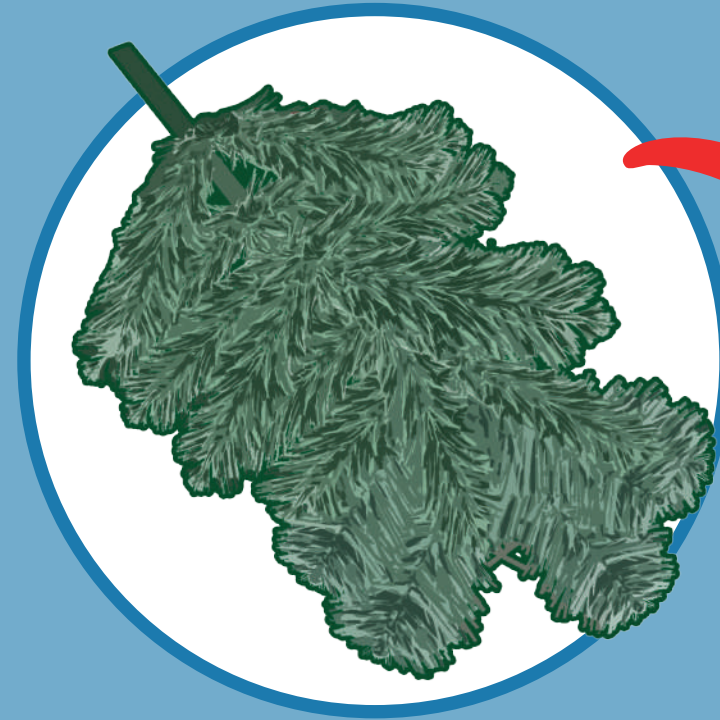
# Assembly

**PRO TIP!** Feed the connection cable through the foliage of each section of tree as you go along.



# Branch Fluffing


Work from the back, spreading  
branch tips into a V-shape



As you move forward  
position branches to cover gaps

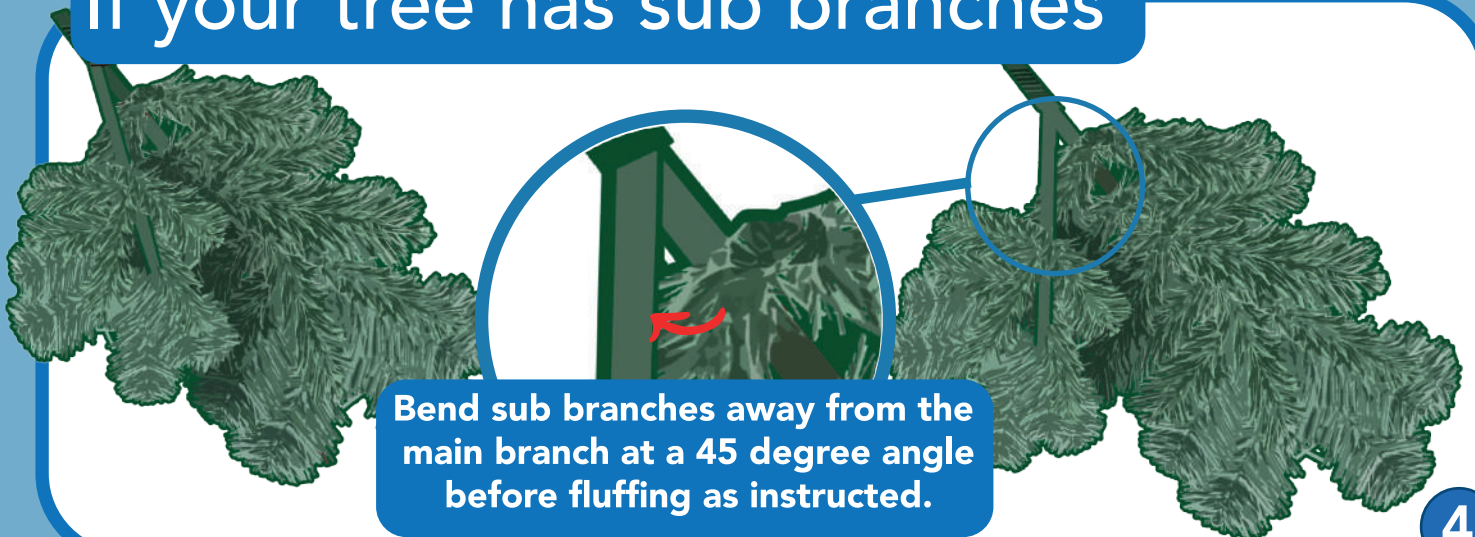


PRO TIP! For our in depth fluffing and styling guide visit <https://www.christmastreeworld.co.uk/branch-fluffing>



Spread the front branches into a star shape.

If your tree has sub branches



Bend sub branches away from the main branch at a 45 degree angle before fluffing as instructed.



# Tips & Maintenance




My tree doesn't look like it does



## It just needs a fluff!

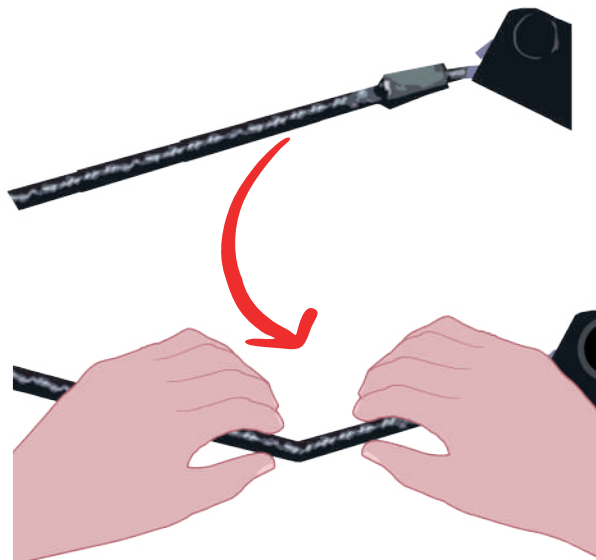
For our in depth fluffing and styling guide visit <https://www.christmastreeworld.co.uk/branch-fluffing>

Some of my branches are loose, hang low or are out of place.



Branches that have dropped can be repositioned by bending the branch at the base.

If your branches have any further issues visit <https://www.christmastreeworld.co.uk/troubleshooting>



Branches wiggle from side to side. They may seem loose but this is normal - It allows for positioning of the branch and provides flexibility to avoid branches breaking off.

# Tips & Maintenance

My tree doesn't look like it does on your website!



It just needs a fluff!

For our in depth fluffing and styling guide visit <https://www.christmastreeworld.co.uk/branch-fluffing>


A lot of flocking has fell off my tree in the box!



Don't Worry!


Our trees are flocked with a non toxic pulp. The application often leaves lots of loose material which will come free in the box or during handling.

Some of my branches are loose, hang low or are out of place.



Branches that have dropped can be repositioned by bending the branch at the base.

If your branches have any further issues visit <https://www.christmastreeworld.co.uk/troubleshooting>



Branches wiggle from side to side. They may seem loose but this is normal - It allows for positioning of the branch and provides flexibility to avoid branches breaking off.

## Flocked Tree Care & Storage

Keep your flocked tree away from heat, direct sunlight, and fireplaces to prevent discoloration. Dust gently with a soft brush or feather duster. Do not use water or cleaning products—moisture will damage the flocking. Handle branches carefully when decorating.


After the season, remove decorations gently from top to bottom. Disassemble the tree by lifting at the trunk; do not tug on the branches. Loosely pack the tree into a box or storage bag, avoiding compression of the branches. Store in a cool, dark, dry place away from moisture, extreme temperatures, and heavy objects to prevent crushing and flocking damage.



# Let There Be Light




Now your tree is all ready to go, why not head over to our website and have a look at some of our fantastic lights!

<https://www.christmastreeworld.co.uk/christmas-lights>



Multi function LED Cluster Lights

Multi function LED String Lights





# A few additional decorating and styling tips from our team



Our wooden tree skirts neaten up your tree's silhouette and tuck away unsightly wires

<https://www.christmastreeworld.co.uk/accessories/tree-skirts.html>

# Finish The Room

Get the full festive effect by adding one of our pre-lit wreath and garland combinations.



<https://www.christmastreeworld.co.uk/christmas-decorations/wreaths>



## Storage Solutions



Get your hands on one of our decoration storage boxes. They're perfect for keeping everything together and are sturdy enough to serve as an occasional seat!



# Warnings!

## Before each use, inspect your tree!





Take time to carefully ensure all parts of your tree are free from damage. Damaged parts may affect the structural integrity of your tree and can increase the risk of accidents, injury and damage to property.

If you find any parts of your tree are damaged or compromised, get in touch with our customer service team to see what we can do for you!

## Do not position your tree near heat sources or open flames

While all our trees are manufactured with fire retardant materials, intense heat or open flames can still cause damage to your tree, lights, cables and home!



## This is an indoor tree!

This tree is not suitable for outdoor use. Damp and wet conditions will cause the frame to rust!

# Warnings!

## Ensure tree is placed on a flat & stable surface

Not doing so will compromise the tree's stability and may result in damage to the tree, property or life. Make sure your tree is out of the way to avoid it being knocked or becoming a tripping hazard. Do not attempt to move tree once it is secured in the stand, doing so may cause tipping or damage to the tree.

Sloping floors,  
ramps or stairs



Uneven surfaces or  
raised platforms



Flat solid floor



## Keep out of reach of children & pets

Enjoy your tree as a family, but keep little hands and paws away! Young children and pets should always be supervised around your tree to avoid damage and potential injury risks.







## The Environment

Here at Christmas Tree World, our goal is to become carbon neutral. We are prioritising electric vehicles and fully power our flagship offices with solar power. During our ecological partnership with the Borneo Nature Foundation, we have donated tens of thousands of pounds each year to help fund their reforestation efforts in the Borneo rainforest. At no extra cost to our customers, we have now funded the planting of over 100,000 trees!

Artificial Christmas trees are not a single use plastic, they are designed to be used year after year and with our 10 year foliage guarantee, you can be assured that your tree will last. If you no longer want or require your tree, please consider donating your tree to a charity shop, giving to a friend or even re-using parts of the tree to make new Christmas decorations that you can use for years to come before considering disposing of it. All packaging used is widely recyclable.

**Please retain these instructions for future reference.**

**This document contains instructions for items with the following product numbers.**

TR-SNA-PE-180  
TR-SNA-PE-210  
TR-SNA-PE-240

## Contact Us Today

The fastest way to contact us is to go to [www.christmastreeworld.co.uk](http://www.christmastreeworld.co.uk) and click on the blue and white "Live Chat" icon. You can also reach us via email on: [aftercare@christmastreeworld.co.uk](mailto:aftercare@christmastreeworld.co.uk) Alternatively, reach us by telephone Monday to Friday on 01257 754 795

Christmas Tree World LTD  
Unit 3, Enfield Industrial Estate  
Enfield Street  
Pemberton  
Wigan  
WN5 8DB

Made in China