

912003

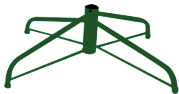
MERRY
Christmas



4 Section Hinged Pre-Lit Flocked
Christmas Tree Owners Manual

Components

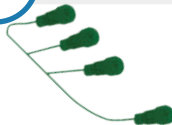
1 Stand



3 Base Screw



1 Connection Cable



1 Transformer




1 Top Section



2 Middle Sections



1 Bottom Section



Before Starting

Remove all caps from pole ends





1. It is normal for your tree to shed some flocking during transit, we suggest you open your tree outside and shake each section to remove loose materials before constructing.
3. Ensure all pieces are present
4. Ensure area of construction is flat, stable and free from children, pets and other obstructions
5. Ensure tree is away from sparks, flames or heat sources.

Estimated construction time:

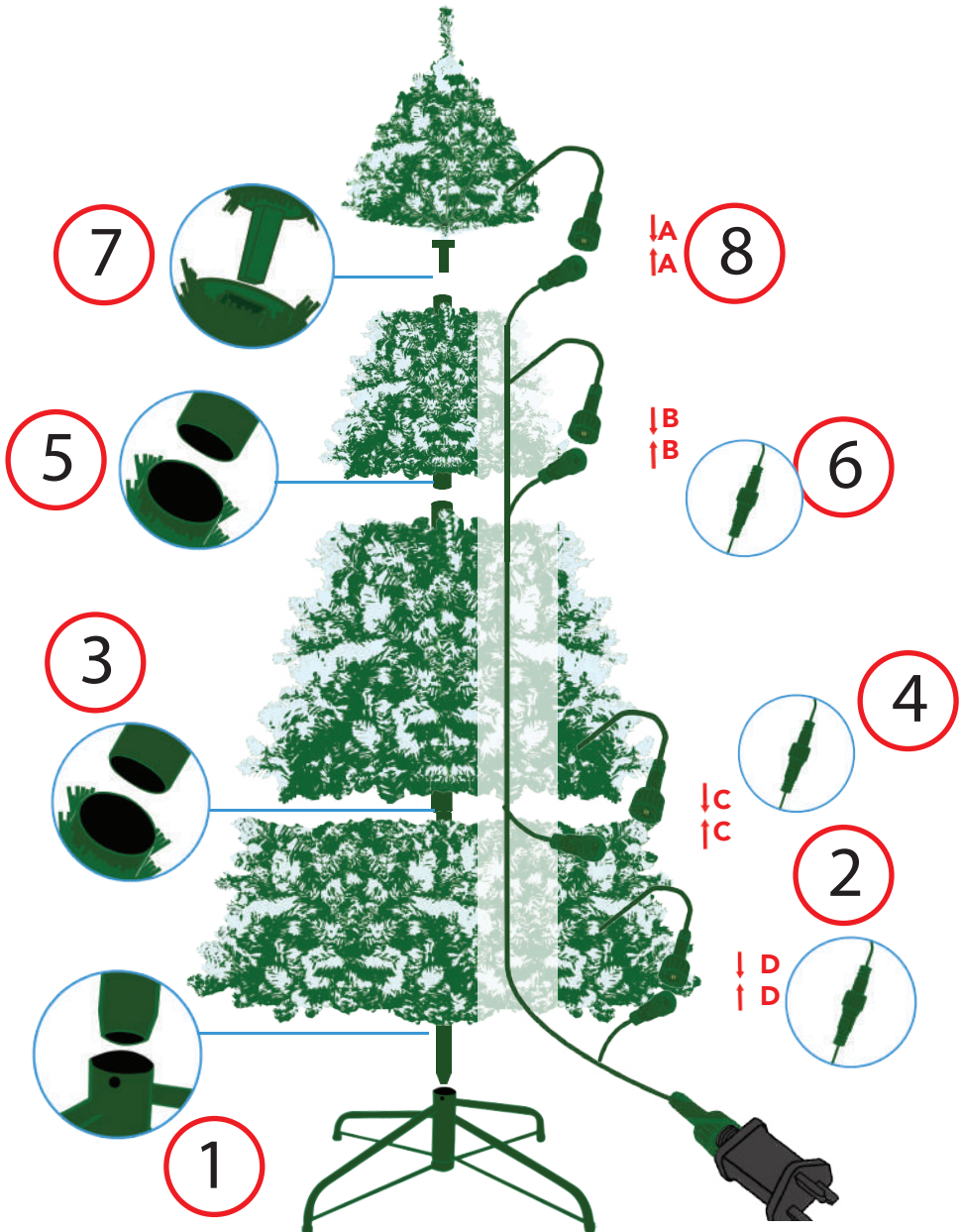
2 Elf Assembly
Approx. 45 - 75 mins

1







Assembly

PRO TIP! Feed the connection cable through the foliage of each section of tree as you go along.




Branch Fluffing

Work from the back, spreading
branch tips into a V-shape



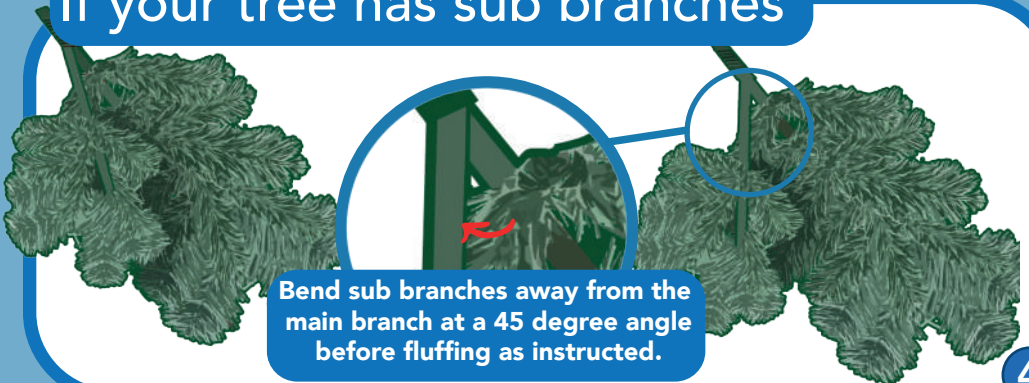
As you move forward
position branches to cover gaps

PRO TIP! For our in depth fluffing and styling guide visit <https://www.christmastreeworld.co.uk/branch-fluffing>



Spread the front branches into a star shape.

If your tree has sub branches



Bend sub branches away from the main branch at a 45 degree angle before fluffing as instructed.

Tips & Maintenance



My tree doesn't look like it does on your website!



It just needs a fluff!


For our in depth fluffing and styling guide visit <https://www.christmastreeworld.co.uk/branch-fluffing>

A lot of flocking has fell off my tree in the box!



Don't Worry!


Our trees are flocked with a non toxic pulp. The application often leaves lots of loose material which will come free in the box or during handling.



Some of my branches are loose, hang low or are out of place.

Branches that have dropped can be repositioned by bending the branch at the base.

If your branches have any further issues visit <https://www.christmastreeworld.co.uk/troubleshooting>



Branches wiggle from side to side. They may seem loose but this is normal - It allows for positioning of the branch and provides flexibility to avoid branches breaking off.

Flocked Tree Care & Storage

Keep your flocked tree away from heat, direct sunlight, and fireplaces to prevent discoloration. Dust gently with a soft brush or feather duster. Do not use water or cleaning products—moisture will damage the flocking. Handle branches carefully when decorating.


After the season, remove decorations gently from top to bottom. Disassemble the tree by lifting at the trunk; do not tug on the branches. Loosely pack the tree into a box or storage bag, avoiding compression of the branches. Store in a cool, dark, dry place away from moisture, extreme temperatures, and heavy objects to prevent crushing and flocking damage.

Trouble Shooting

My tree doesn't light up / a section of my tree doesn't light up.

1. Check all connections are properly in place as per instructions

Plug the transformer directly in to each section of your tree to help diagnose lighting issues.



2. Plug the transformer directly in to each section of the tree.

- If all lights illuminate, you need a replacement connector cable.
- If non light up, you need a new Transformer
- If some sections light up and others don't, you will need those sections replacing.

Go to our troubleshooting page to tell us about your issue and get the replacement parts you need.

For any further issues visit:

<https://www.christmastreeworld.co.uk/troubleshooting>

A few additional decorating and styling tips from our team



Our wooden tree skirts neaten up your tree's silhouette and tuck away unsightly wires

<https://www.christmastreeworld.co.uk/accessories/tree-skirts.html>

Finish The Room

Get the full festive effect by adding one of our pre-lit wreath and garland combinations.



<https://www.christmastreeworld.co.uk/christmas-decorations/wreaths>



Storage Solutions

Get your hands on one of our decoration storage boxes. They're perfect for keeping everything together and are sturdy enough to serve as an occasional seat!



Warnings!

Ensure tree is placed on a flat & stable surface

Not doing so will compromise the tree's stability and may result in damage to the tree, property or life. Make sure your tree is out of the way to avoid it being knocked or becoming a tripping hazard. Do not attempt to move tree once it is secured in the stand, doing so may cause tipping or damage to the tree.



Sloping floors,
ramps or stairs



Uneven surfaces or
raised platforms



Flat solid floor



Keep out of reach of children & pets

Enjoy your tree as a family, but keep little hands and paws away! Young children and pets should always be supervised around your tree to avoid damage and potential injury risks.



Further Use & Care Considerations

- Before each use, inspect any electrical components.
- Discard any electrical products which have cut, damaged or frayed wire insulation or cords, loose connections or exposed copper wire.
- Always unplug any electrical products when cleaning.
- Always unplug any electrical products when moving or re-positioning.
- Do not operate electrical products whilst they are in their packaging.
- Ensure care is taken when assembling pre-lit trees to ensure that wires are not snagged or cut.
- Do not connect any light chains or other electrical items that are not provided with this item to the light chain.
- Disconnect any electrical products from mains supply when not in use.
- Transformer/plugs are sealed units and must not be tampered with.
- Replacement transformers are available, LED lights contain non-replaceable bulbs.
- Please keep a free flow of air around any transformer/plugs when connected to mains supply.

The Environment

Here at Christmas Tree World, our goal is to become carbon neutral. We are prioritising electric vehicles and fully power our flagship offices with solar power. During our ecological partnership with the Borneo Nature Foundation, we have donated tens of thousands of pounds each year to help fund their reforestation efforts in the Borneo rainforest. At no extra cost to our customers, we have now funded the planting of over 100,000 trees!

Artificial Christmas trees are not a single use plastic, they are designed to be used year after year and with our 10 year foliage guarantee, you can be assured that your tree will last. If you no longer want or require your tree, please consider donating your tree to a charity shop, giving to a friend or even re-using parts of the tree to make new Christmas decorations that you can use for years to come before considering disposing of it. All packaging used is widely recyclable.

Please retain these instructions for future reference.

This document contains instructions for items with the following product numbers.

TR-SNA-PE-270-WW
TR-SNA-PE-300-WW



IP20



Contact Us Today

The fastest way to contact us is to go to www.christmastreeworld.co.uk and click on the blue and white "Live Chat" icon. You can also reach us via email on: aftercare@christmastreeworld.co.uk Alternatively, reach us by telephone Monday to Friday on 01257 754 795

Christmas Tree World LTD
Unit 3, Enfield Industrial Estate
Enfield Street
Pemberton
Wigan
WN5 8DB

Made in China