ATTENTION

PLEASE READ BEFORE OPENING + ASSEMBLING

MAXWOOD FURNITURE IS A FAMILY OF BRANDS BUILT WITH YOUR FAMILY IN MIND.
WE APPRECIATE YOUR ORDER!

WE STAND BEHIND OUR PRODUCTS 100%

YOUR SATISFACTION IS OUR #1 GOAL.

IF YOUR ORDER IS NOT PERFECT, OR IF YOU WOULD LIKE ANY ASSISTANCE; PLEASE FEEL FREE TO CONTACT US:

CUSTOMERCARE@MAXWOODFURNITURE.COM

843 738 2438

WE ARE HAPPY TO HELP!

Ver.07.29.2025

3810157200 + 3820157200
QUEEN / QUEEN BUNK
LIT SUPERPOSÉ QUEEN
QUEEN / LITERA QUEEN

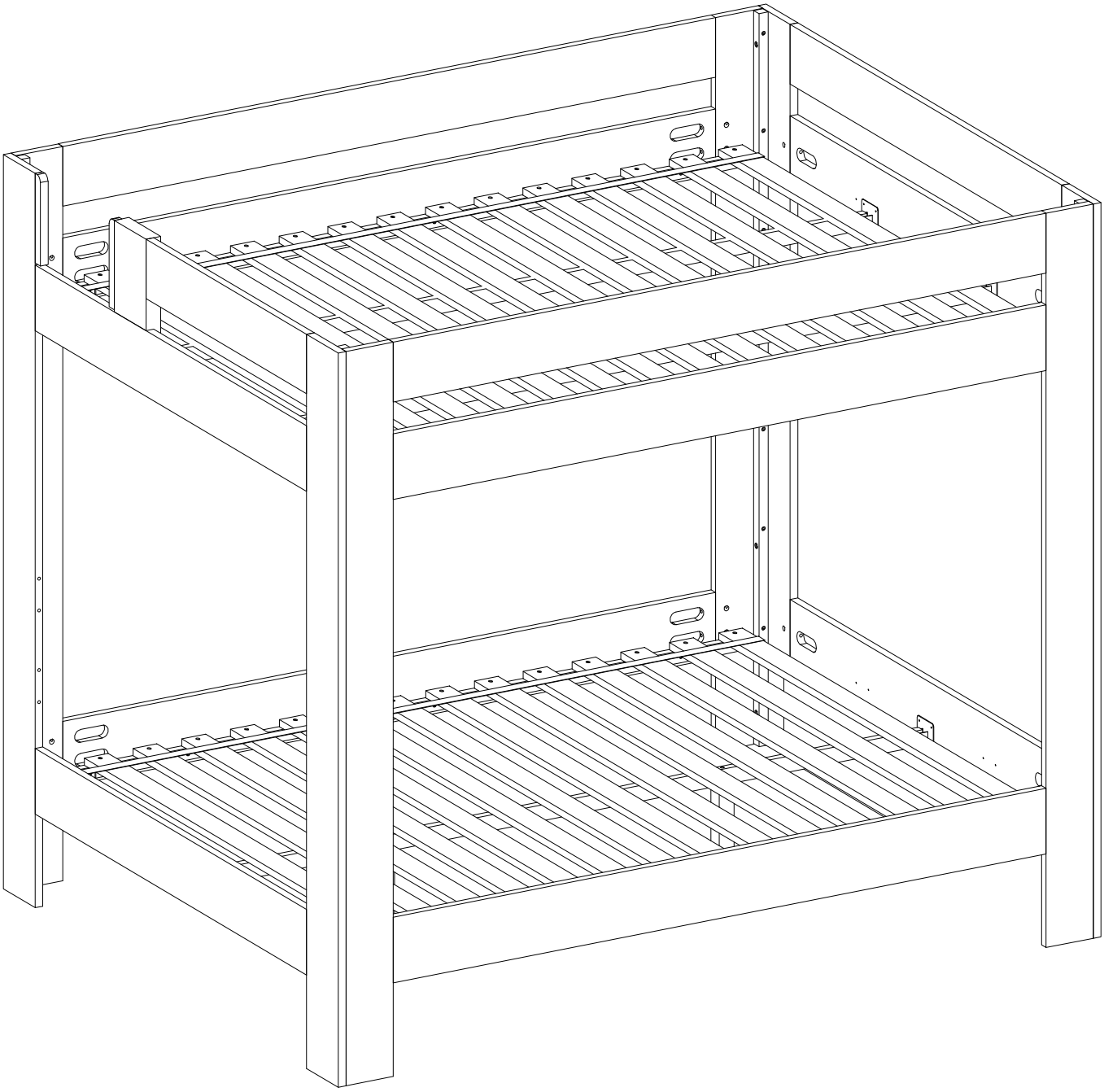

Left

Gauche

Izquierda

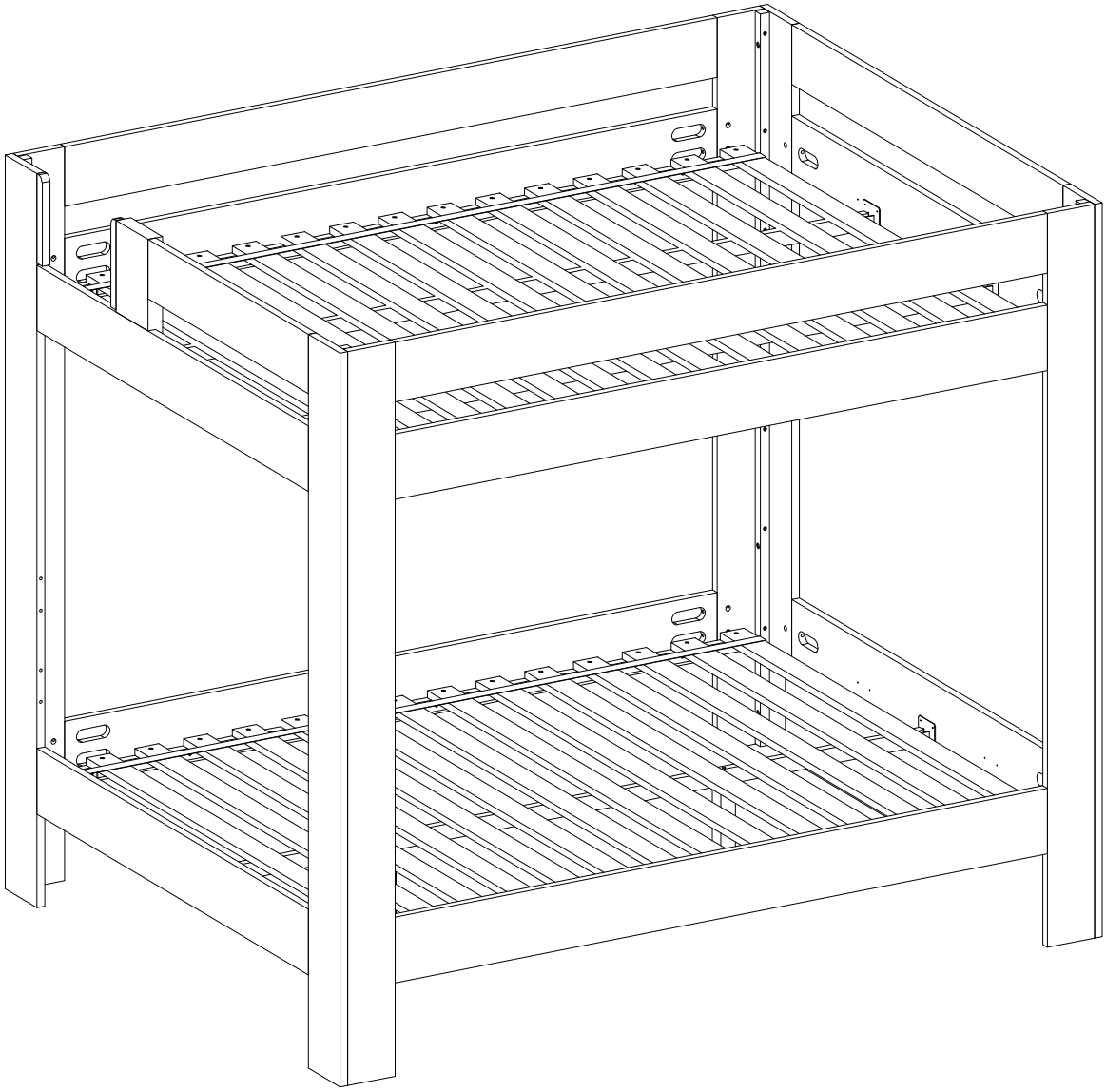

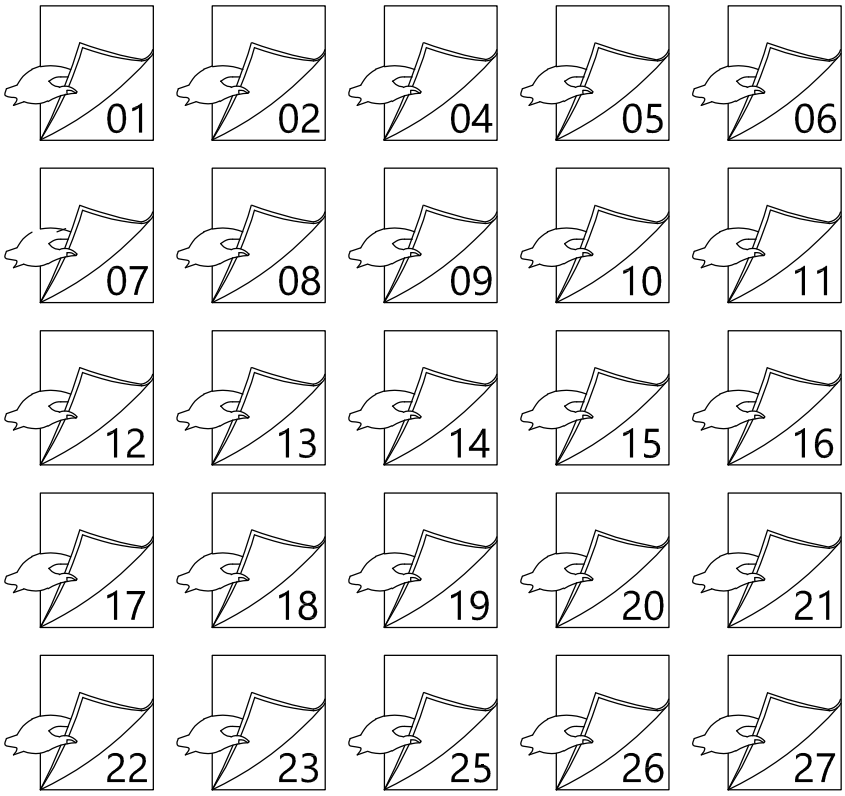

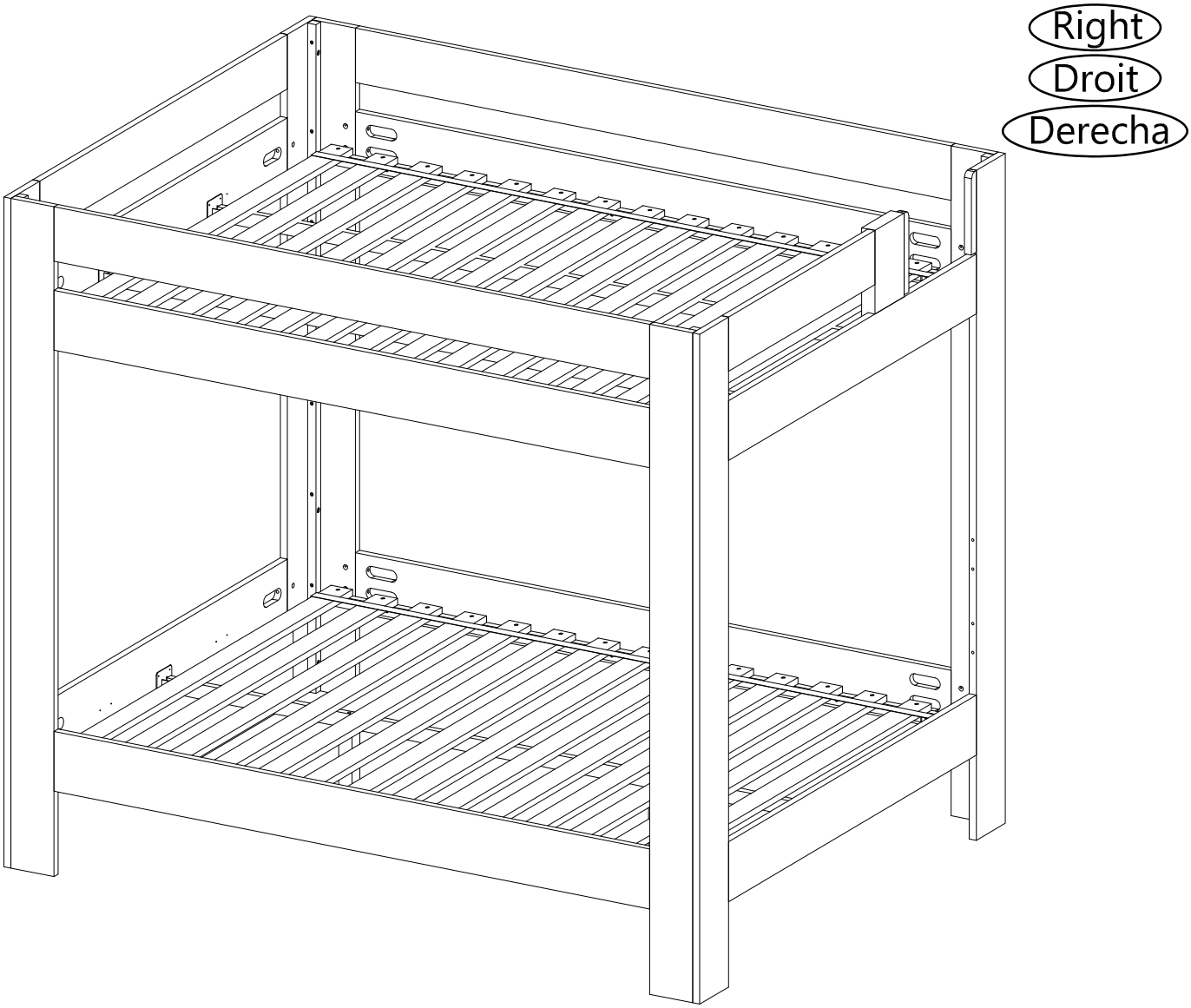
Right
Droit
Derecha

?

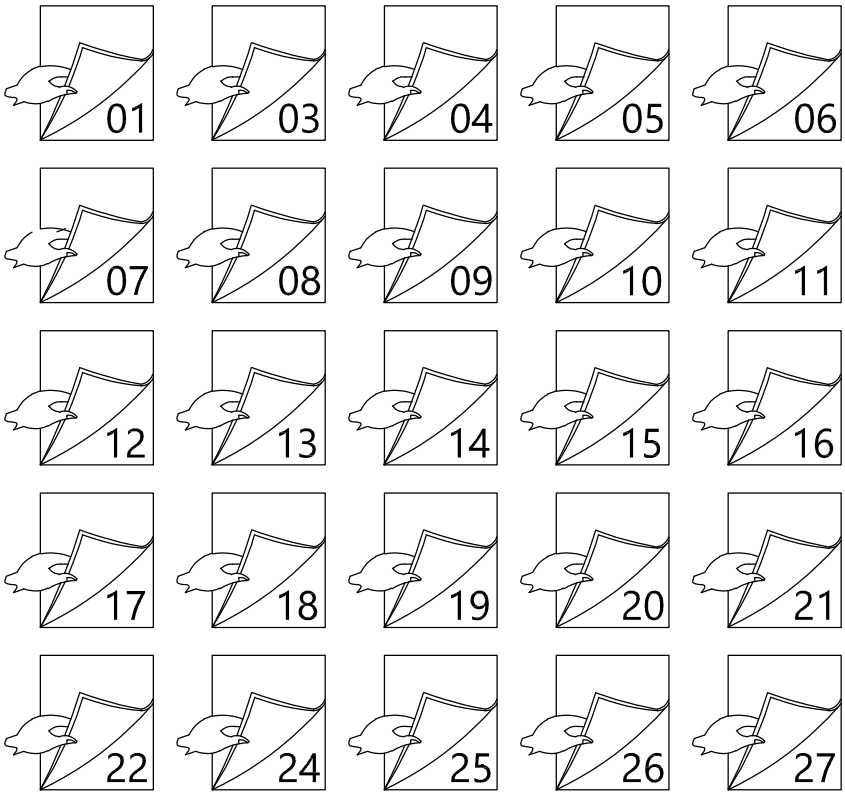
01
03
04
05
06
07
08
09
10
11
12
13
14
15
16
17
18
19
20
21
22
24
25
26
27

3810157200

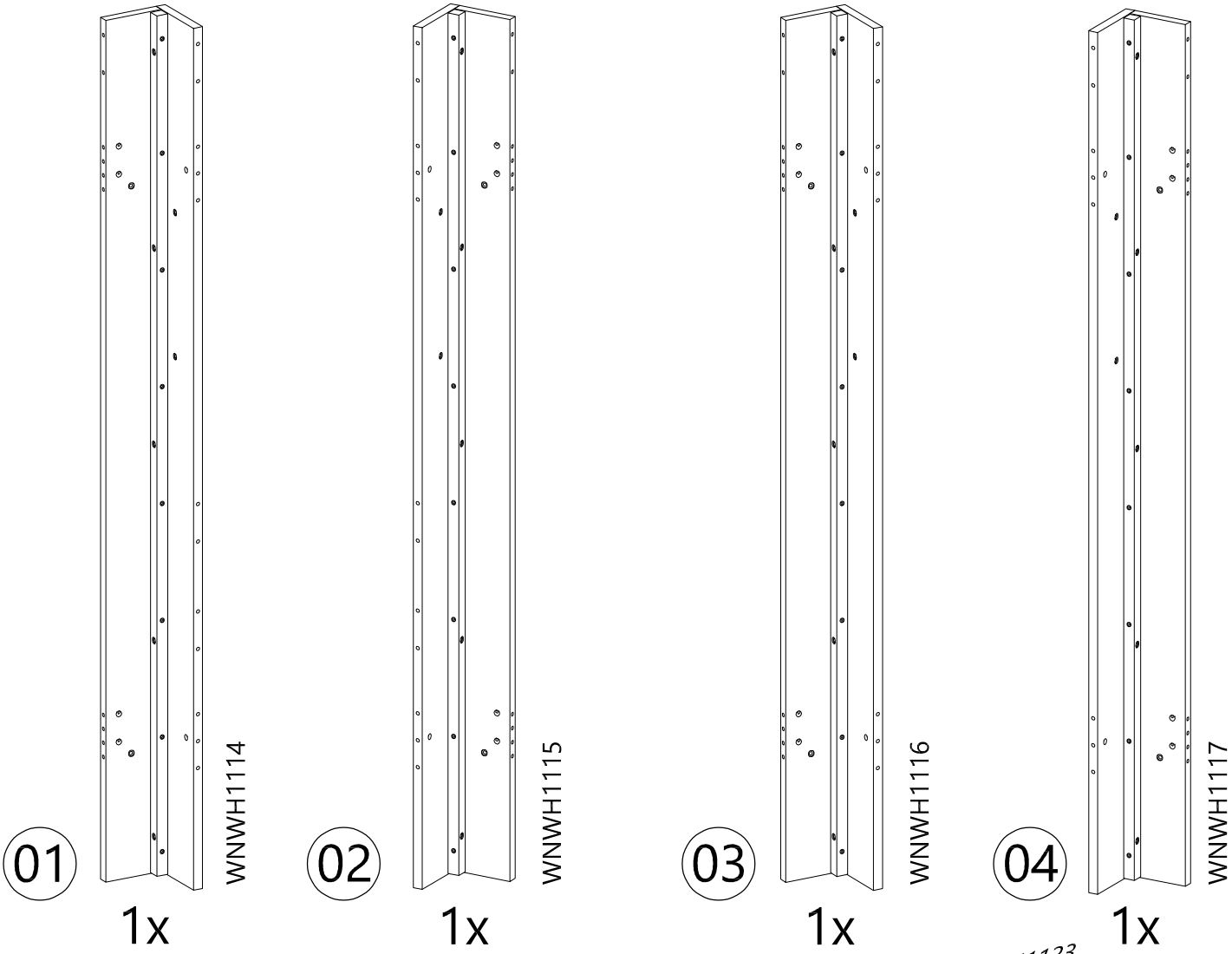
01
WNWH1114
1x
02
WNWH1115
1x
03
WNWH1116
1x
04
WNWH1117
1x

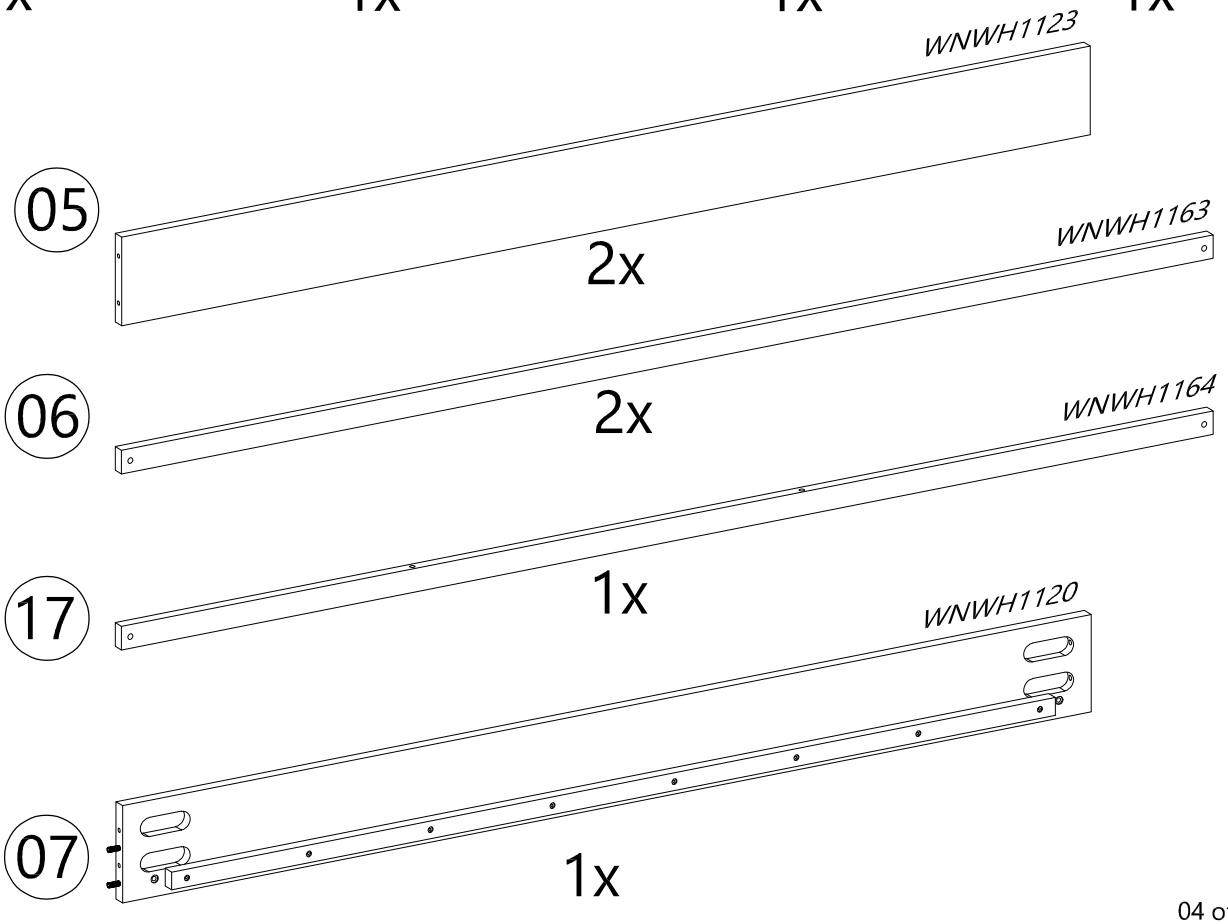
WNWH1123
05
2x
WNWH1163
06
2x
WNWH1164
17
1x
WNWH1120
07
1x

3820157200

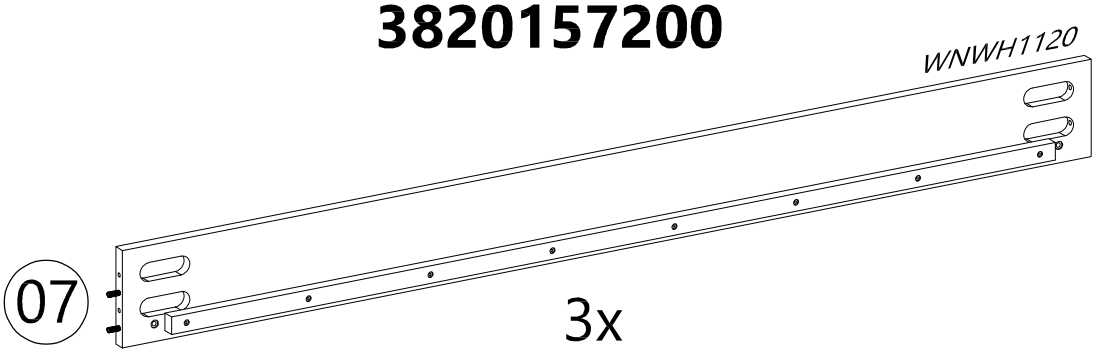



8x

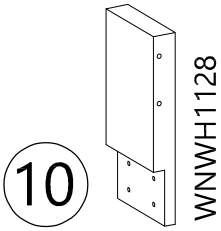

1x

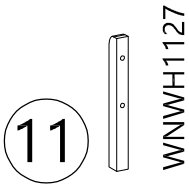

2x



2x

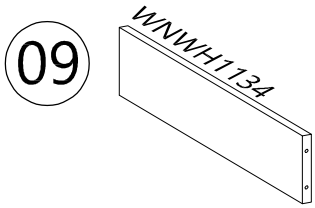

1x

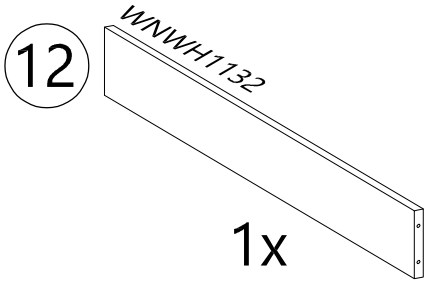

1x

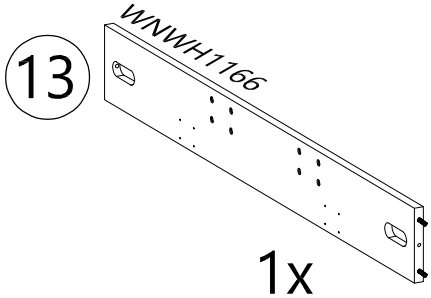

1x

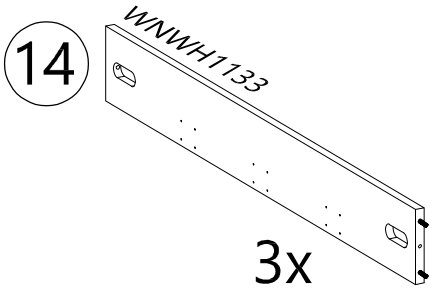

3x

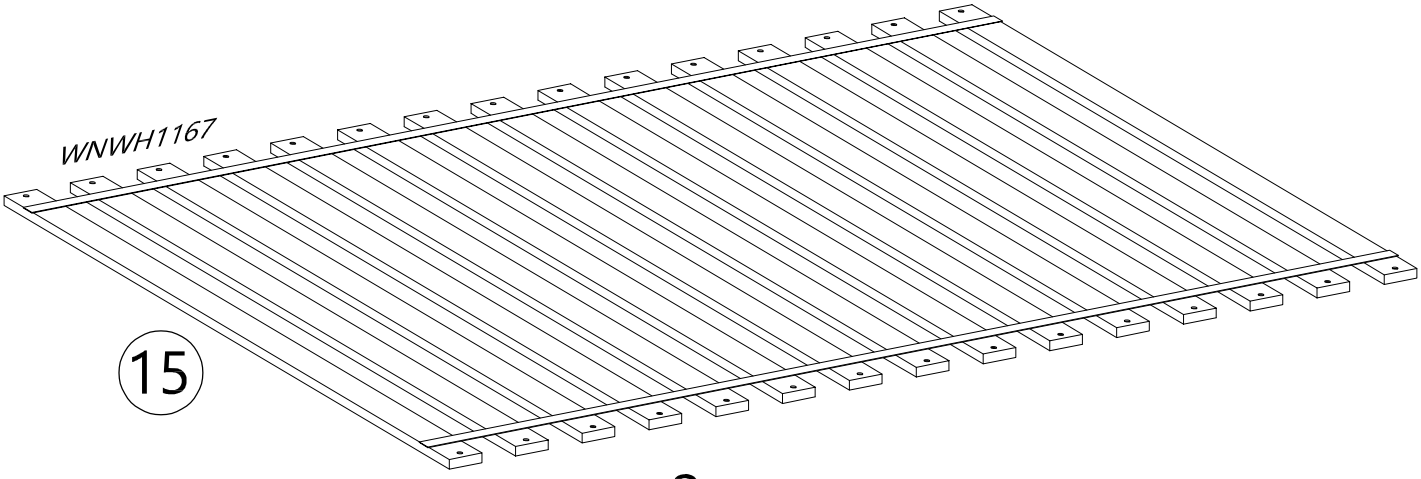

2x

3810157200

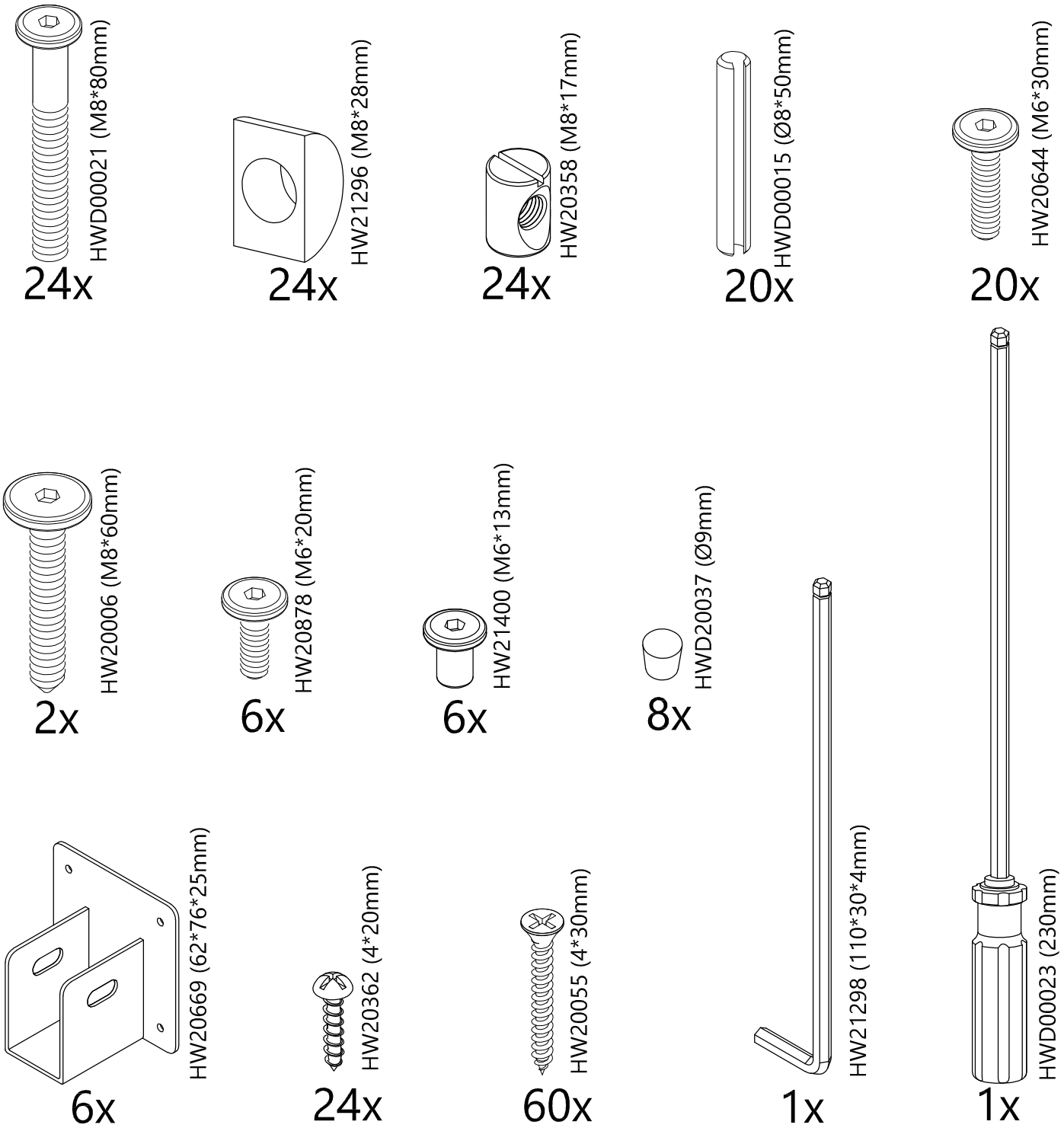

⚠ WARNING:

CHOKING HAZARD
Small Parts
Not for children under 3 years.
To be Assembled by an Adult

⚠ ATTENTION:

RISQUE D'ÉTOUFFEMENT
Petites parties
Ne convient pas aux enfants demoins de 3 ans.
Doit être assemblé par un adulte

⚠ ADVERTENCIA

PELIGRO DE ASFIXIA
Partes pequeñas
No apta para niños menores de 3 años
A ser ensamblado por un adulto

Not Included
Non Inclus
No Incluido

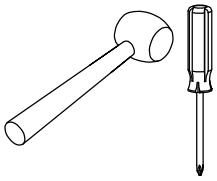



2 PERSON ASSEMBLY
ASSEMBLAGE NECESSITANT 2 PERSONNES
MONTAJE DE 2 PERSONAS

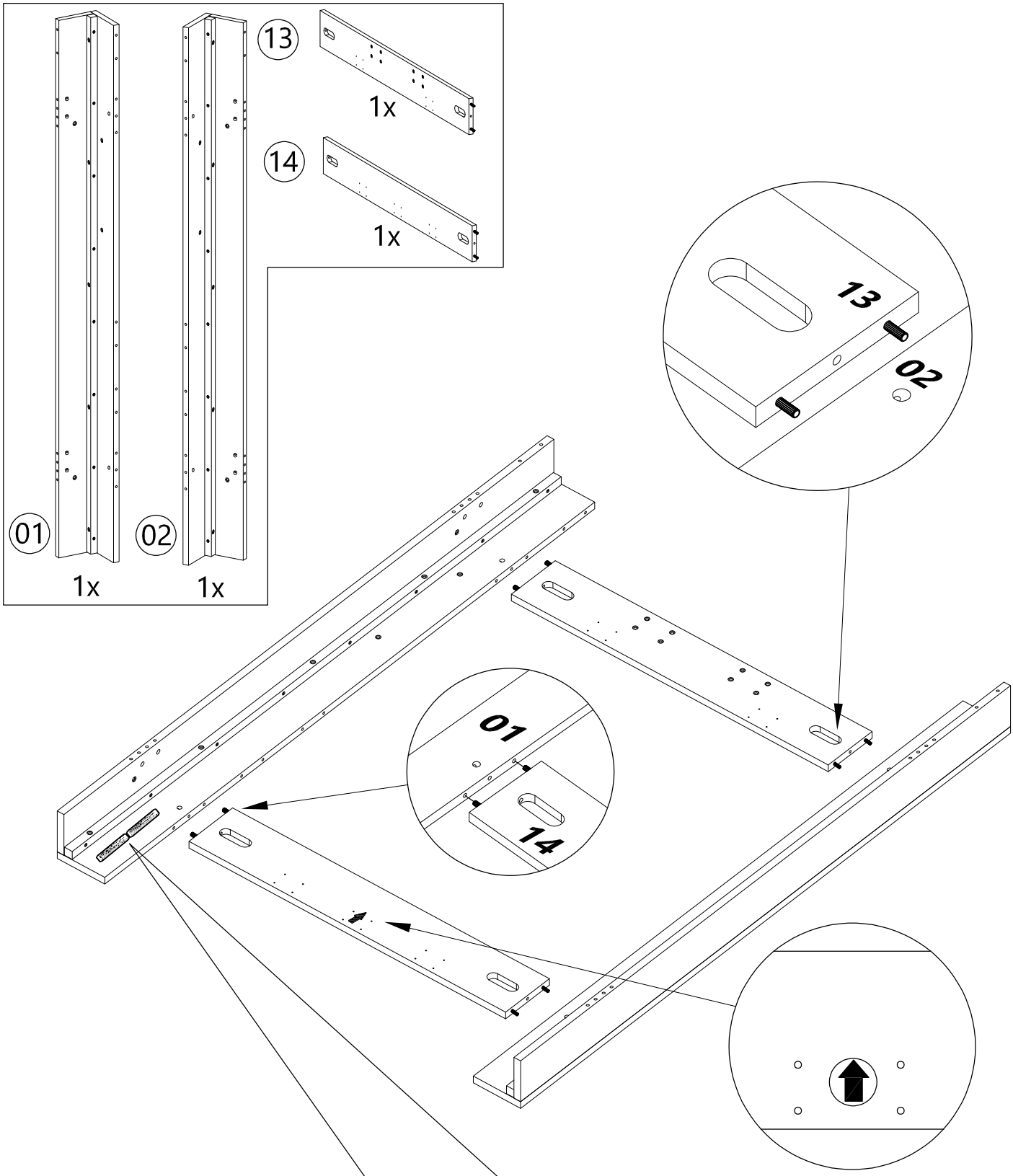

Manufacturer: Yu Sern Furniture Industrial Co., Ltd, Trang Bom District, Vietnam
Importer: Maxwood Furniture Inc., Charleston, SC 29492, USA.
Item# : 3810157200-xxx , Prod. Date: , Made in Vietnam
Section 103 Consumer Product Safety Improvement Act (CPSIA)
CALIFORNIA 93120 PHASE 2 COMPLIANT FOR FORMALDEHYDE
COMPLIANT WITH EPA 40 CFR 770 - TSCA VI REQUIREMENT FOR FORMALDEHYDE
This is a permanent label. Do not a empt to remove.

Fabricant: Yu Sern Furniture Industrial Co., Ltd, Trang Bom District, Vietnam
Importateur: Maxwood Furniture Inc., Charleston, SC 29492, USA.
N° d'ar cle: 3810157200-xxx, Date de prod: , Fabriqué en Vietnam
Section 103 de la loi sur l'améliora on de la sécurité des produits de consomma on (CPSIA)
CALIFORNIE 93120 PHASE 2 CONFORME POUR LE FORMALDÉHYDE
CONFORME AUX EXIGENCES DE 40 CFR 770 - TSCA VI DE L'EPA POUR LE FORMALDÉHYDE
Ceci est une é que e permanente. Ne doit pas être re rée!

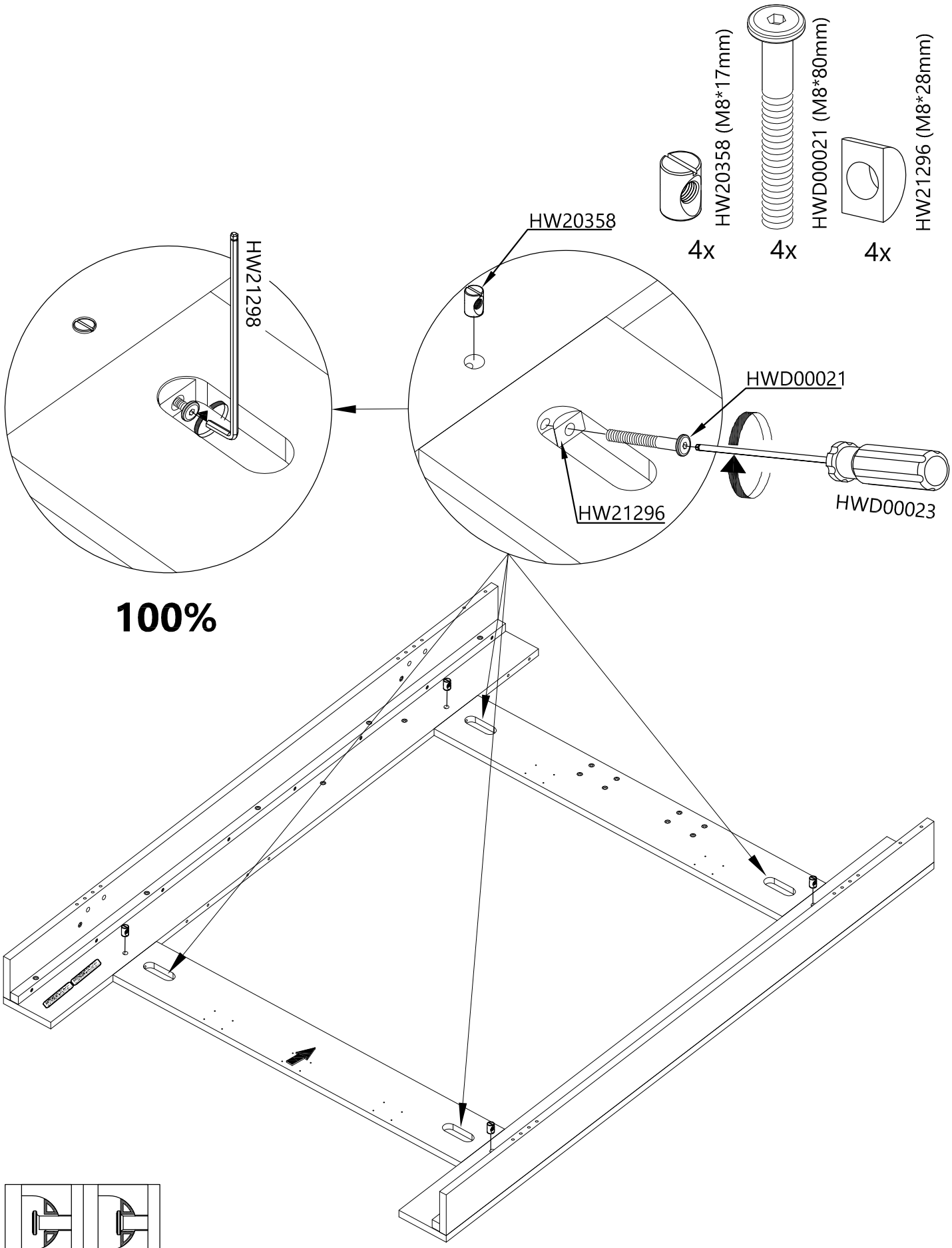
HW20358 (M8*17mm)
HWD00021 (M8*80mm)
HW21296 (M8*28mm)
4x
4x
4x
HW20358
HW21298
HWD00021
HW21296
HWD00023
100%

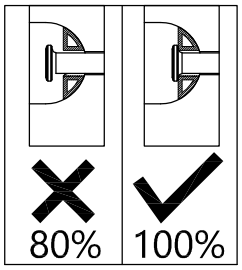
80%
100%

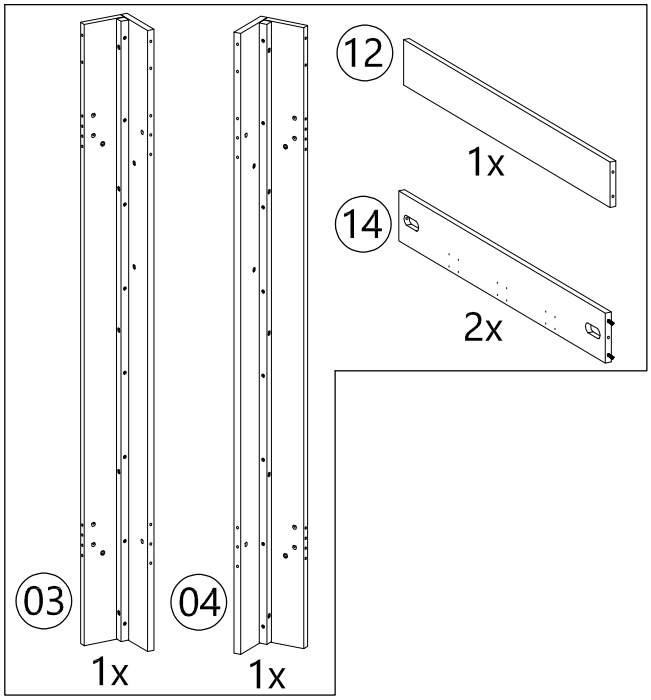

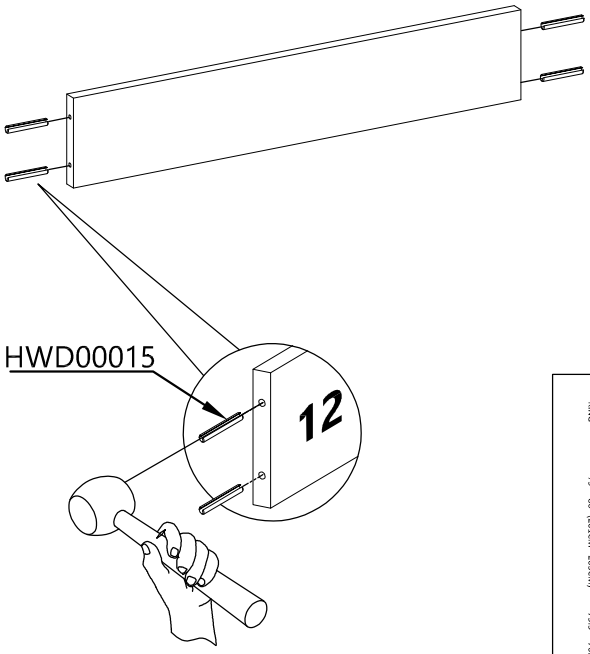

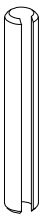

HWD00015 (Ø8*50mm)

4x

⚠WARNING:

TO HELP PREVENT SERIOUS OR FATAL INJURIES FROM ENTRAPMENT OR FALLS:

- NEVER ALLOW A CHILD UNDER 6 YEARS ON UPPER BUNK.
- USE ONLY MATTRESS MEETING THE FOLLOWING SPECIFICATIONS ON UPPER AND LOWER BUNK:

BED TYPE	LENGTH	WIDTH
TWIN XL	79" - 80" (201CM - 203CM)	37.5" - 38.5" (95CM - 98CM)
QUEEN	79" - 80" (201CM - 203CM)	59.5" - 60.5" (151CM - 154CM)
KING	79" - 80" (201CM - 203CM)	75.5" - 76.5" (192CM - 194CM)

- ENSURE THICKNESS OF MATTRESS AND FOUNDATION COMBINED DOES NOT EXCEED 8" (20CM) AND MATTRESS IS AT LEAST 5" (13CM) BELOW UPPER EDGE OF GUARDRAILS
- USE GUARDRAILS ON BOTH SIDES OF UPPER BUNK
- PROHIBIT HORSEPLAY ON OR UNDER BEDS)
- PROHIBIT MORE THAN ONE PERSON ON THE UPPER BUNK
- USE LADDER FOR ENTERING AND LEAVING UPPER BUNK
- **STRANGULATION HAZARD** - NEVER ATTACH OR HANG ITEMS TO ANY PART OF THE BUNK HOOKS, BELTS "AND" "JUNKPROPES"

BED THAT ARE NOT DESIGNED FOR USE WITH THIS BED; FOR EXAMPLE, BUT NOT LIMITED TO,

DO NOT REMOVE THIS LABEL

⚠MISS EN GRADE!

POUR AIDER PRÉVENIR SERIOUS OR FATAL INJURIES FROM ENTRAPMENT OR FALLS:

- NE JAMAIS LASSER UN ENFANT DE MOINS DE 6 ANS ON LIT SUPÉRIEUR.
- UTILISEZ UNIQUEMENT DES MATELAS RÉPONDANT AUX SPÉCIFICATIONS SUIVANTES SUR LES LITS SUPERPOSÉS SUPÉRIEUR ET INFÉRIEUR:

TYPE DE LIT	LONGUER	LARGEUR
LIT JUMEAU XL	79" - 80" (201CM - 203CM)	37.5" - 38.5" (95CM - 98CM)
LIT GRAND	79" - 80" (201CM - 203CM)	59.5" - 60.5" (151CM - 154CM)
LIT KING	79" - 80" (201CM - 203CM)	75.5" - 76.5" (192CM - 194CM)

- ASSUREZ-VOUS QUE L'ÉPAISSEUR COMBINÉE DU MATELAS ET LA FONDATION NE DÉPASSE PAS 8" (20CM) SUR LES LITS SUPERPOSÉS SUPÉRIEUR ET INFÉRIEUR ET QUE LE MATELAS EST À AU MOINS 5" SOUS LE BORD SUPÉRIEUR DU GARDE-CORPS.
- UTILISEZ DES GARDE-CORPS DES DEUX CÔTÉS DU LIT SUPÉRIEUR
- INTERDIRE LE CHAHUT SUR ET SOUS LE LIT(S).
- INTERDIRE PLUS D'UNE PERSONNE SUR LIT SUPÉRIEUR
- UTILISEZ L'ÉCHELLE POUR ENTRER ET SORTIR LIT SUPÉRIEUR

DANGER D' ÉTRANGLEMENT NE JAMAIS ATTACHER OU ACCROCHER DES OBJETS À UNE PARTIE DU LIT SUPERPOSÉ QUI NE SONT PAS CONÇUS POUR ÊTRE UTILISÉS AVEC LE LIT; PAR EXEMPLE, MAIS SANS S'Y LIMITER, DES CROCHETS, DES CEINTURES ET DES CORDES À SAUTER.

NO RETIRES PAS CETTE TIQUETTE

Manufacturer: Yu Sern Furniture Industrial Co., Ltd, Trang Bom District, Vietnam
Importer: Maxwood Furniture Inc., Charleston, SC 29492, USA.
Item# : 3820157200-xxx , Prod. Date: , Made in Vietnam
Section 103 Consumer Product Safety Improvement Act (CPSIA)
CALIFORNIA 93120 PHASE 2 COMPLIANT FOR FORMALDEHYDE
COMPLIANT WITH EPA 40 CFR 770 - TSCA VI REQUIREMENT FOR FORMALDEHYDE
This is a permanent label. Do not a empt to remove.

Fabricant: Yu Sern Furniture Industrial Co., Ltd, Trang Bom District, Vietnam
Importateur: Maxwood Furniture Inc., Charleston, SC 29492, USA.
N° d'ar cle: 3820157200-xxx, Date de prod: , Fabriqué en Vietnam
Section 103 de la loi sur l'améliora on de la sécurité des produits de consomma on (CPSIA)
CALIFORNIE 93120 PHASE 2 CONFORME POUR LE FORMALDÉHYDE
CONFORME AUX EXIGENCES DE 40 CFR 770 - TSCA VI DE L'EPA POUR LE FORMALDÉHYDE
Ceci est une é que e permanente. Ne doit pas être re rée!

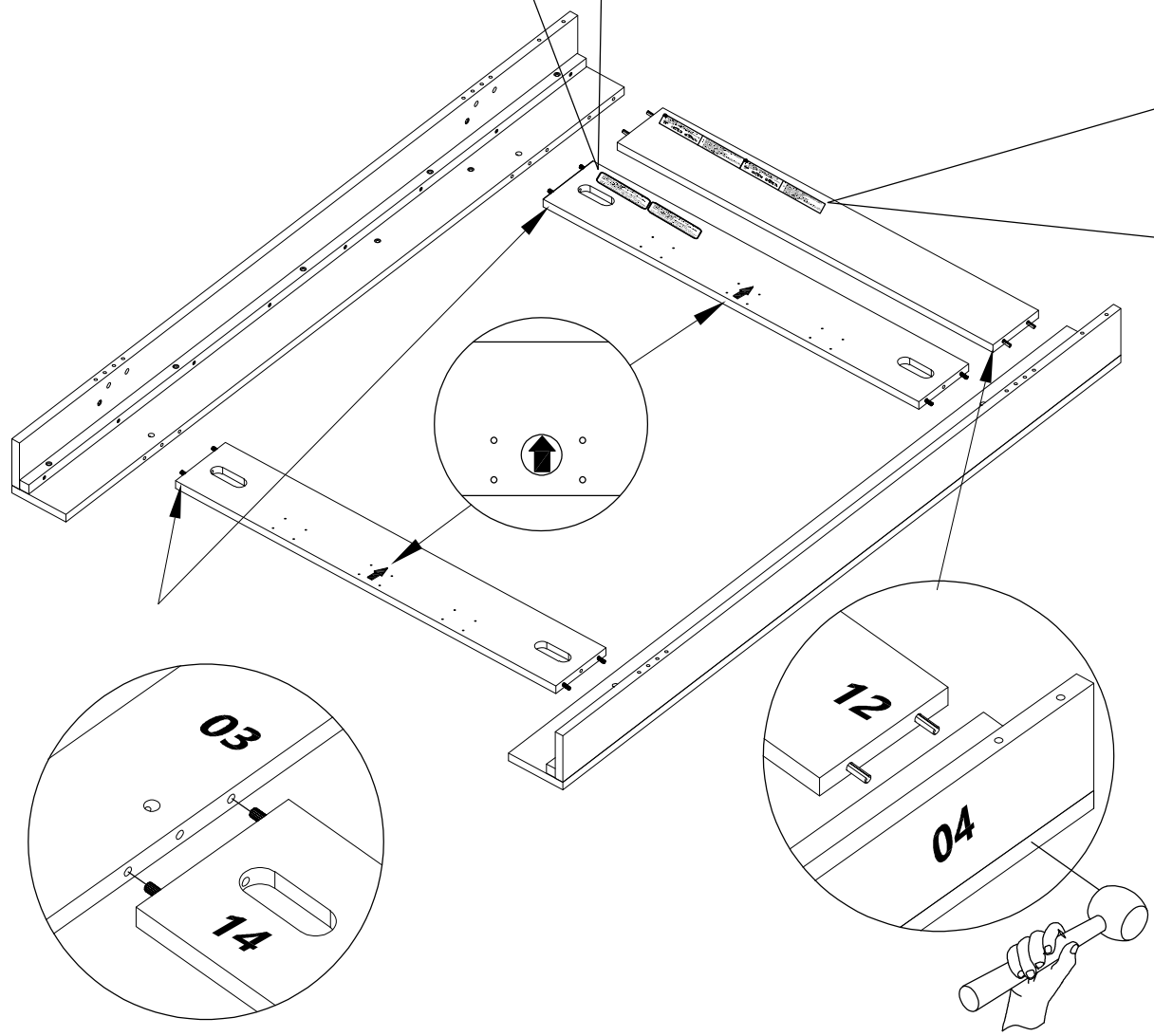

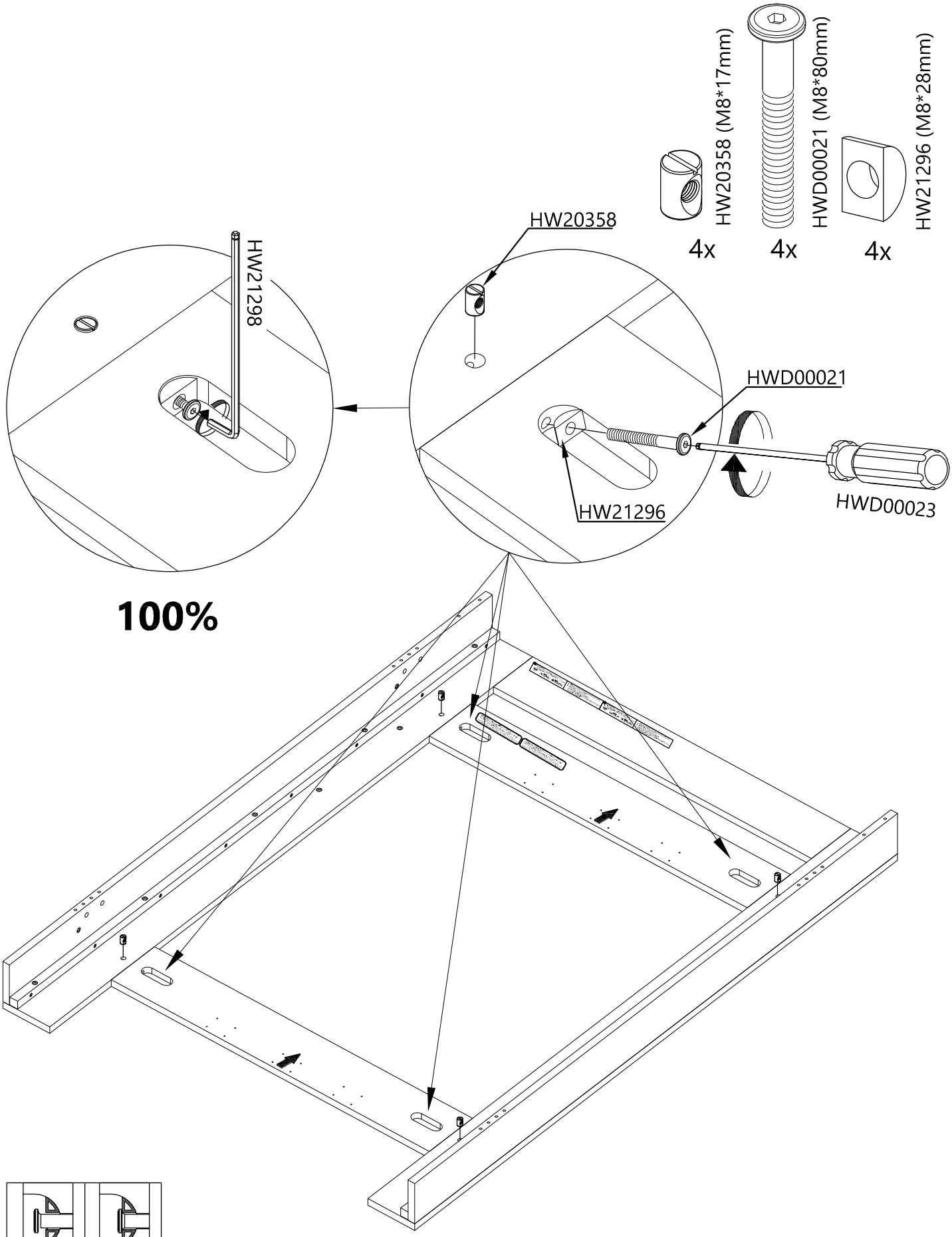
HW20358 (M8*17mm)
HWD00021 (M8*80mm)
HW21296 (M8*28mm)
4x
4x
4x
HW20358
HW21298
HWD00021
HW21296
HWD00023
100%

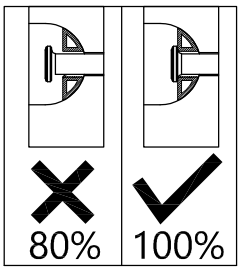
80%
100%

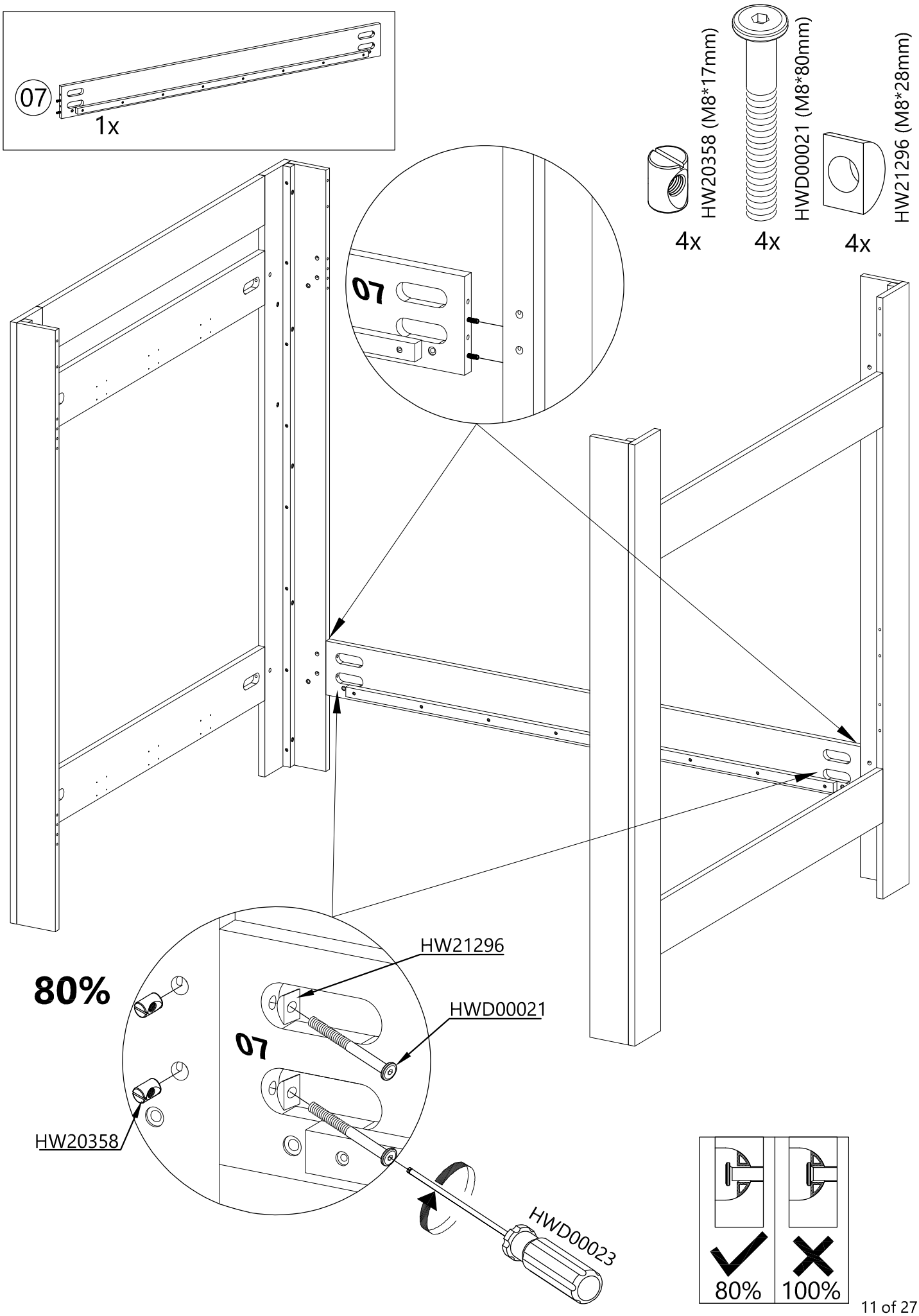
07
1x
HW20358 (M8*17mm)
4x
HWD00021 (M8*80mm)
4x
HW21296 (M8*28mm)
4x
07
80%
HW21296
HWD00021
07
HW20358
HWD00023
80%
100%

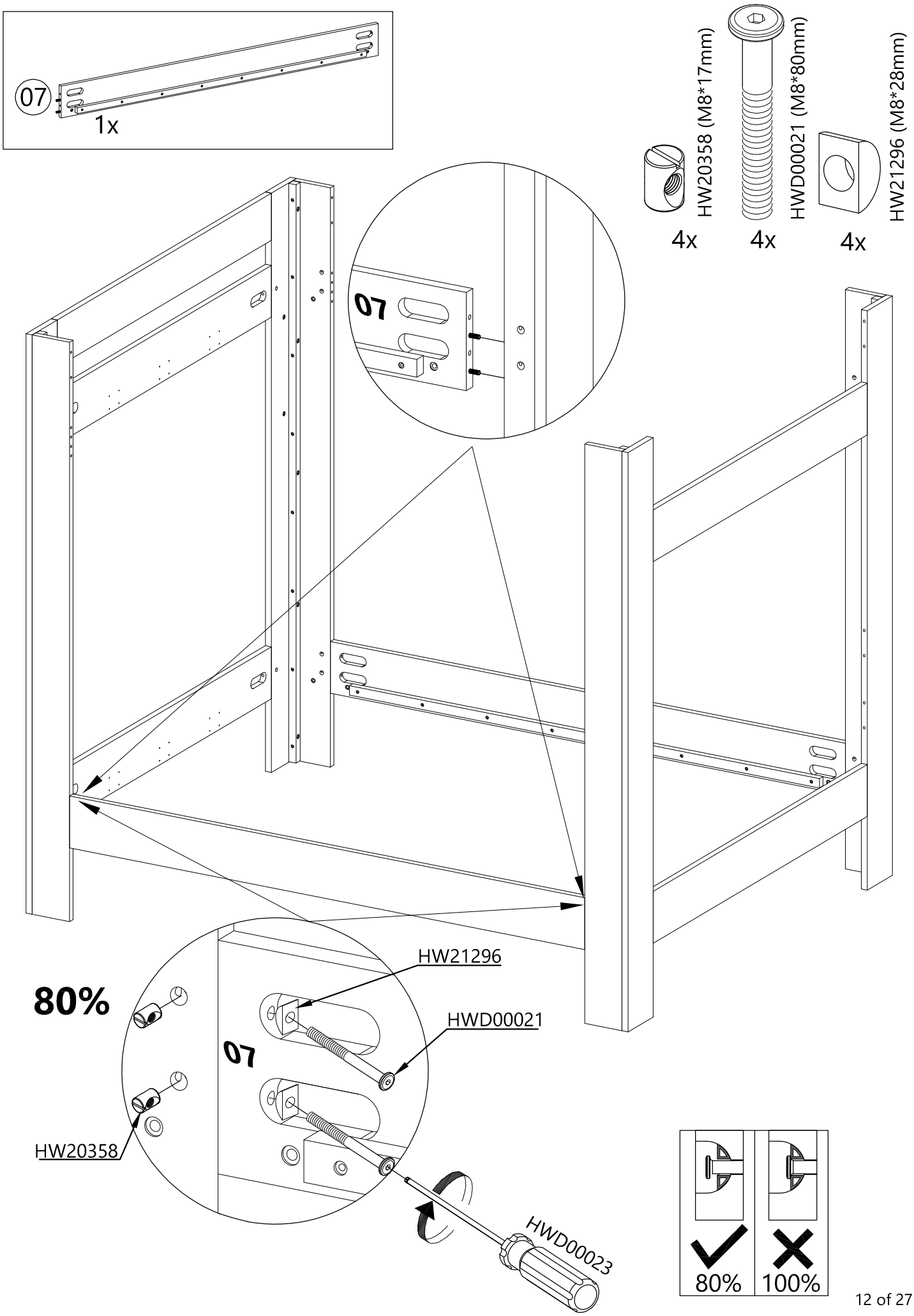
07
1x
HW20358 (M8*17mm)
4x
HWD00021 (M8*80mm)
4x
HW21296 (M8*28mm)
4x
07
80%
HW21296
HWD00021
07
HW20358
HWD00023
80%
100%

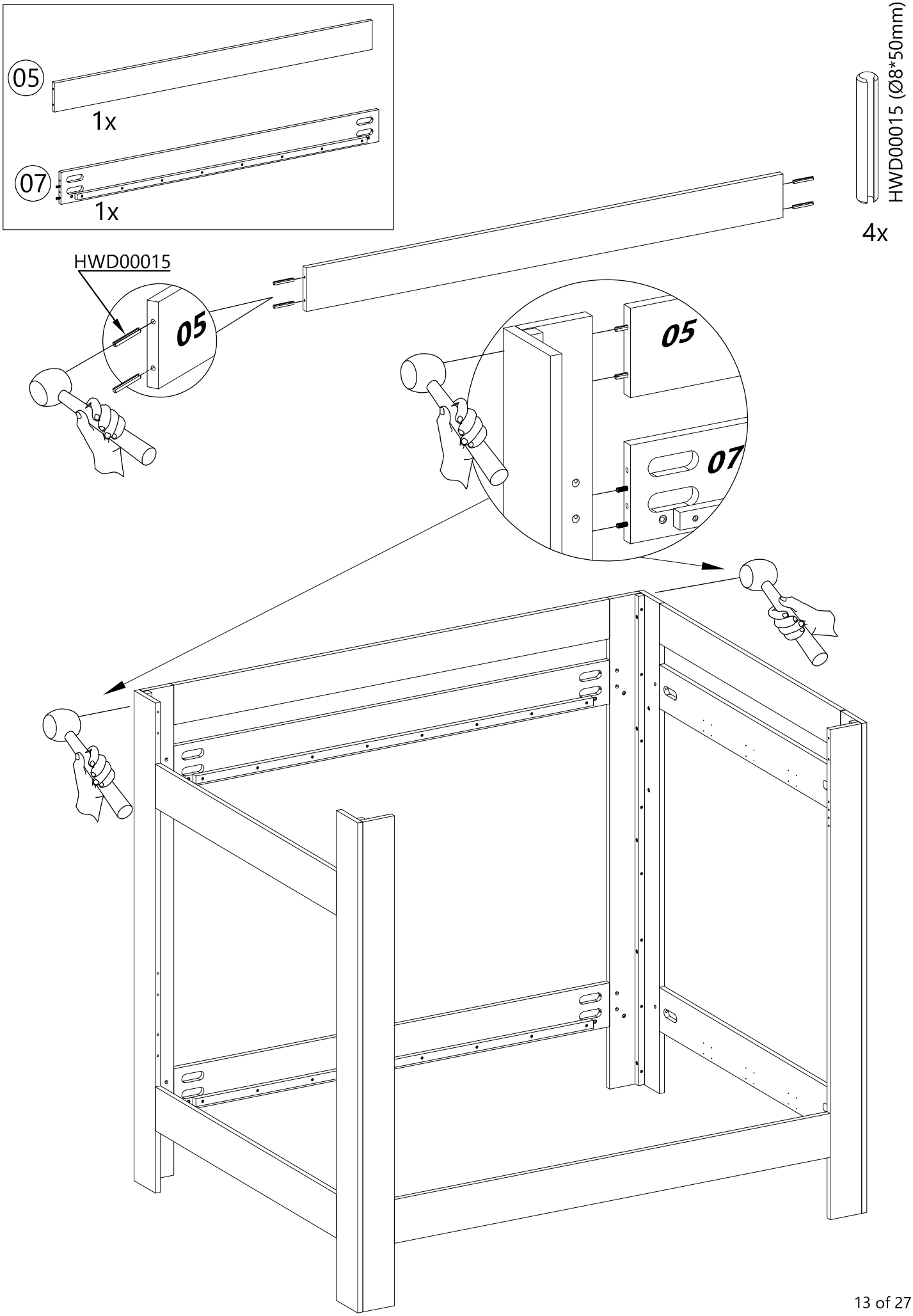
05
1x
07
1x
HWD00015 (Ø8*50mm)
4x
HWD00015
05
05
07

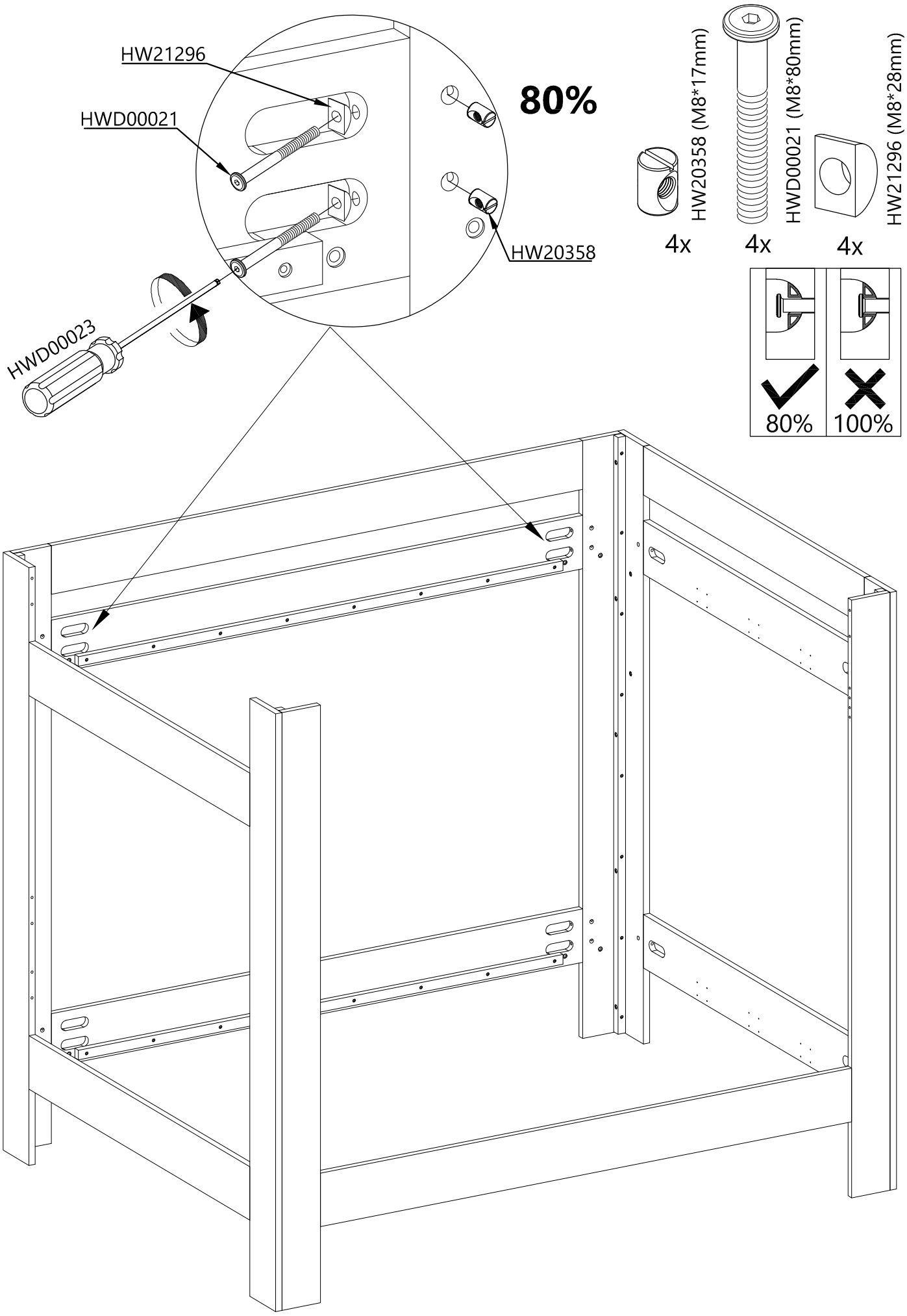
HW21296
HWD00021
HW20358
HWD00023
80%
HW20358 (M8*17mm)
HWD00021 (M8*80mm)
HW21296 (M8*28mm)
4x
4x
4x
80%
100%

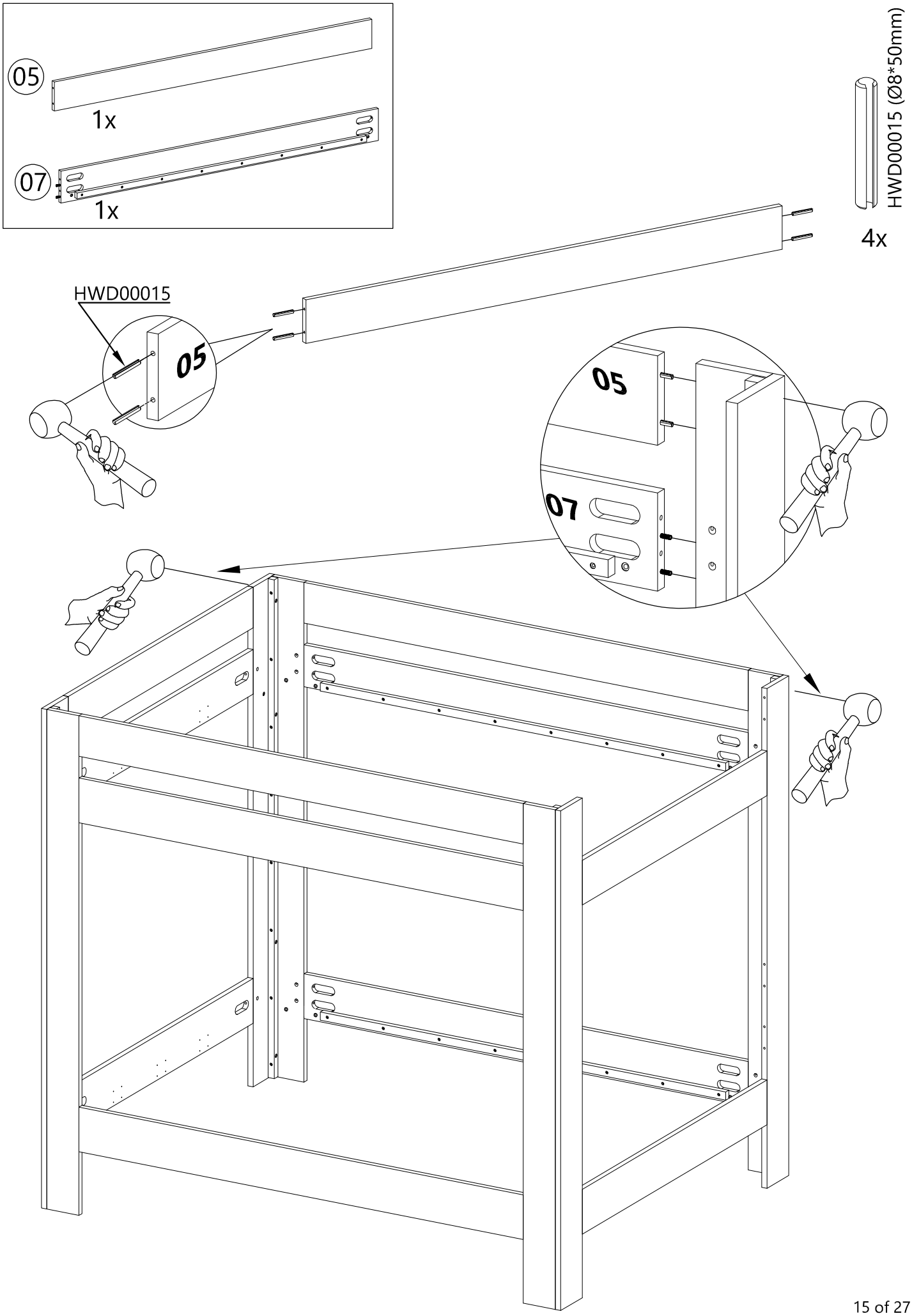
05
1x
07
1x
HWD00015 (Ø8*50mm)
4x
HWD00015
05
05
07

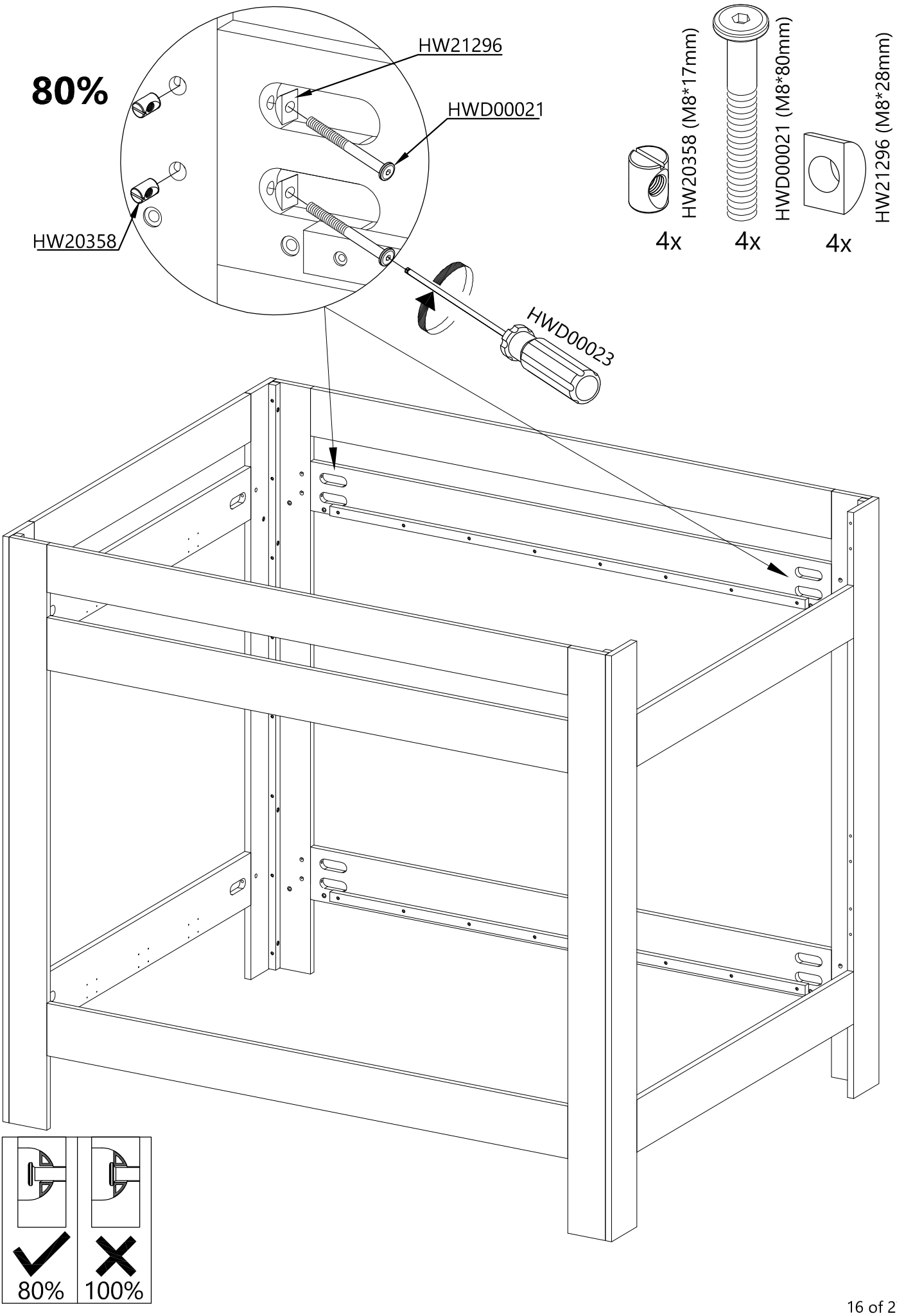
80%
HW21296
HWD00021
HW20358
HWD00023
HW20358 (M8*17mm)
HWD00021 (M8*80mm)
HW21296 (M8*28mm)
4x
4x
4x
80%
100%

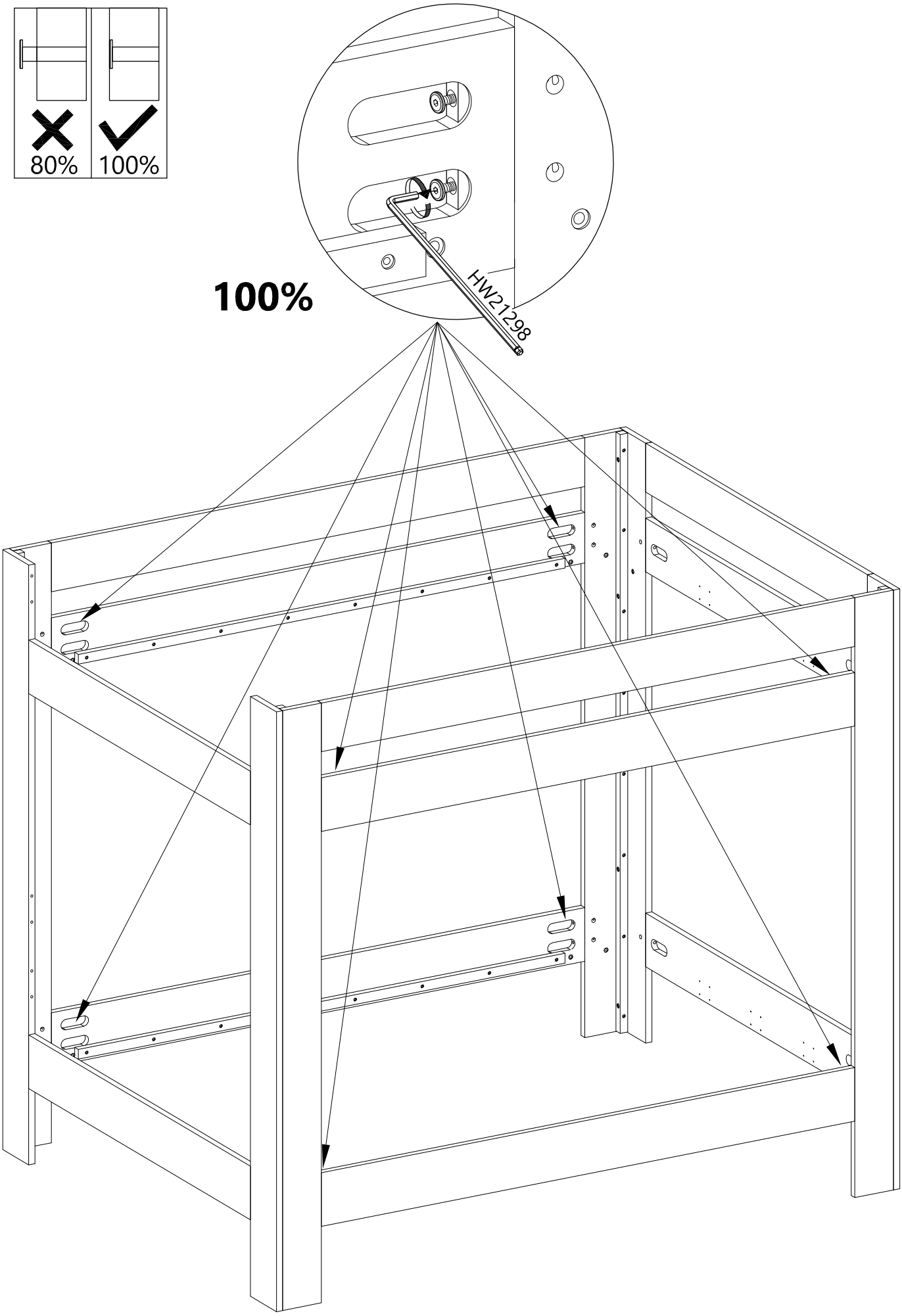
80%
100%
100%
HW21298

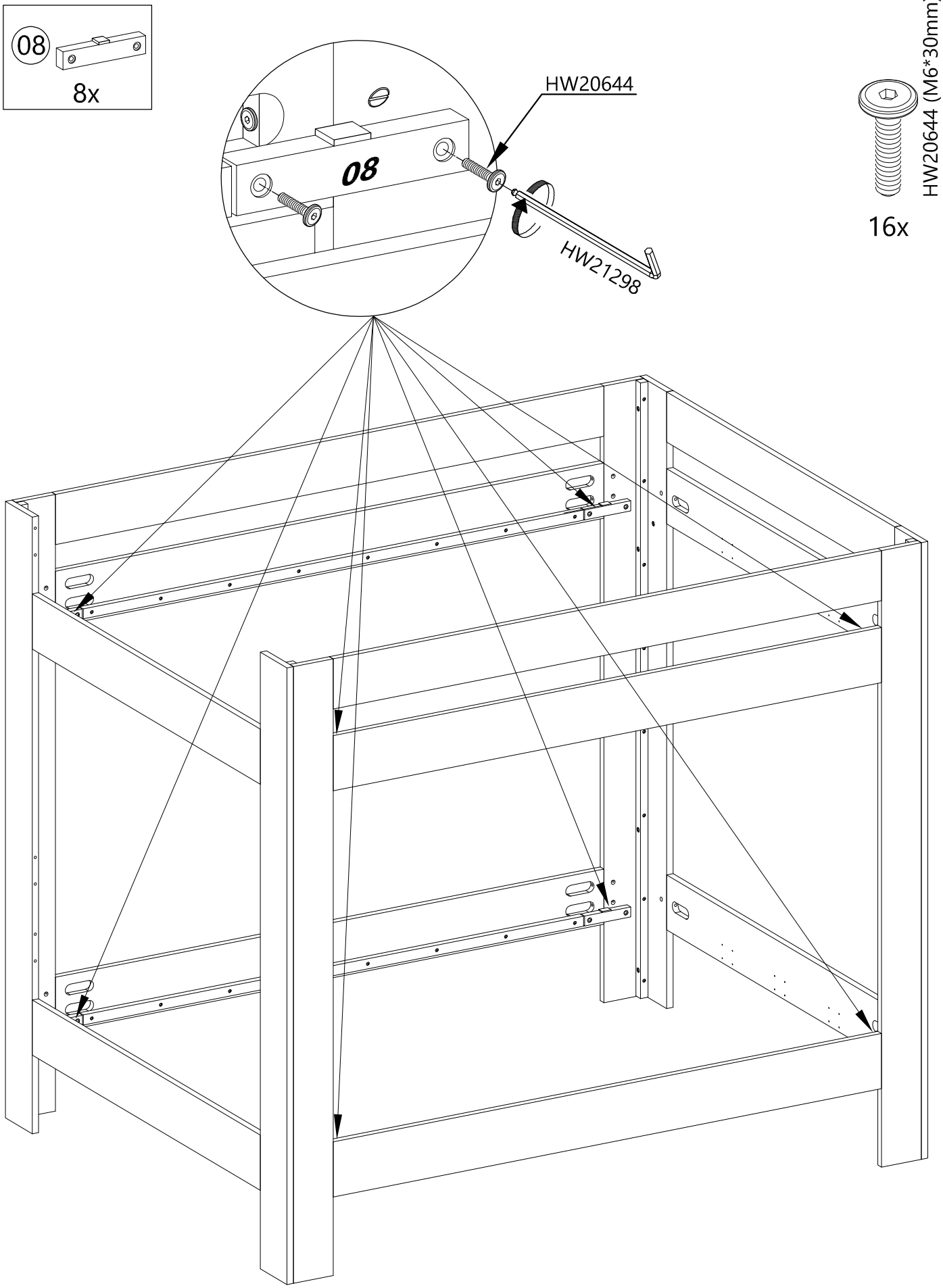
08
8x
08
HW20644
HW21298
HW20644 (M6*30mm)
16x

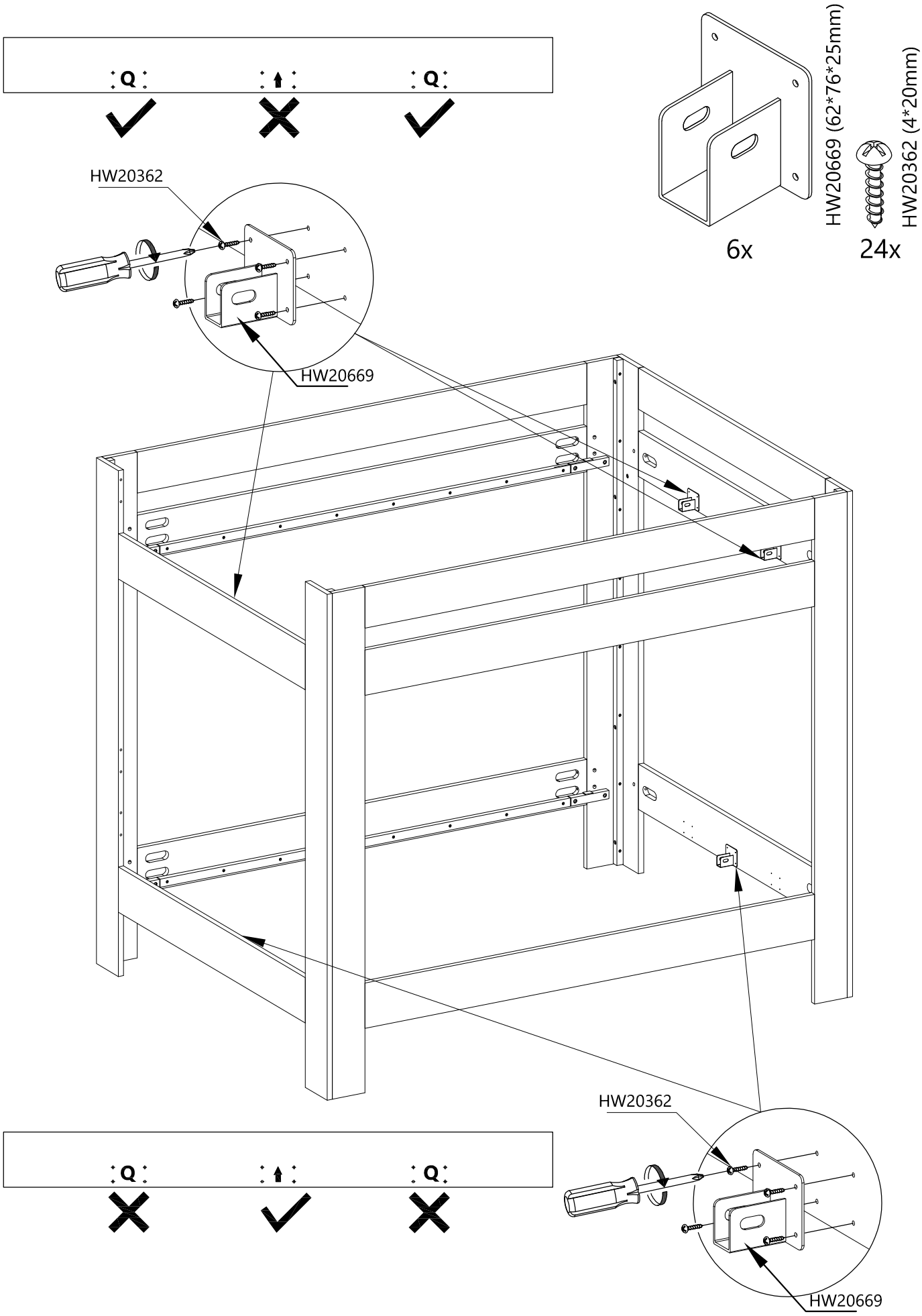
HW20362
HW20669
HW20669 (62*76*25mm)
HW20362 (4*20mm)
6x
24x
HW20362
HW20669

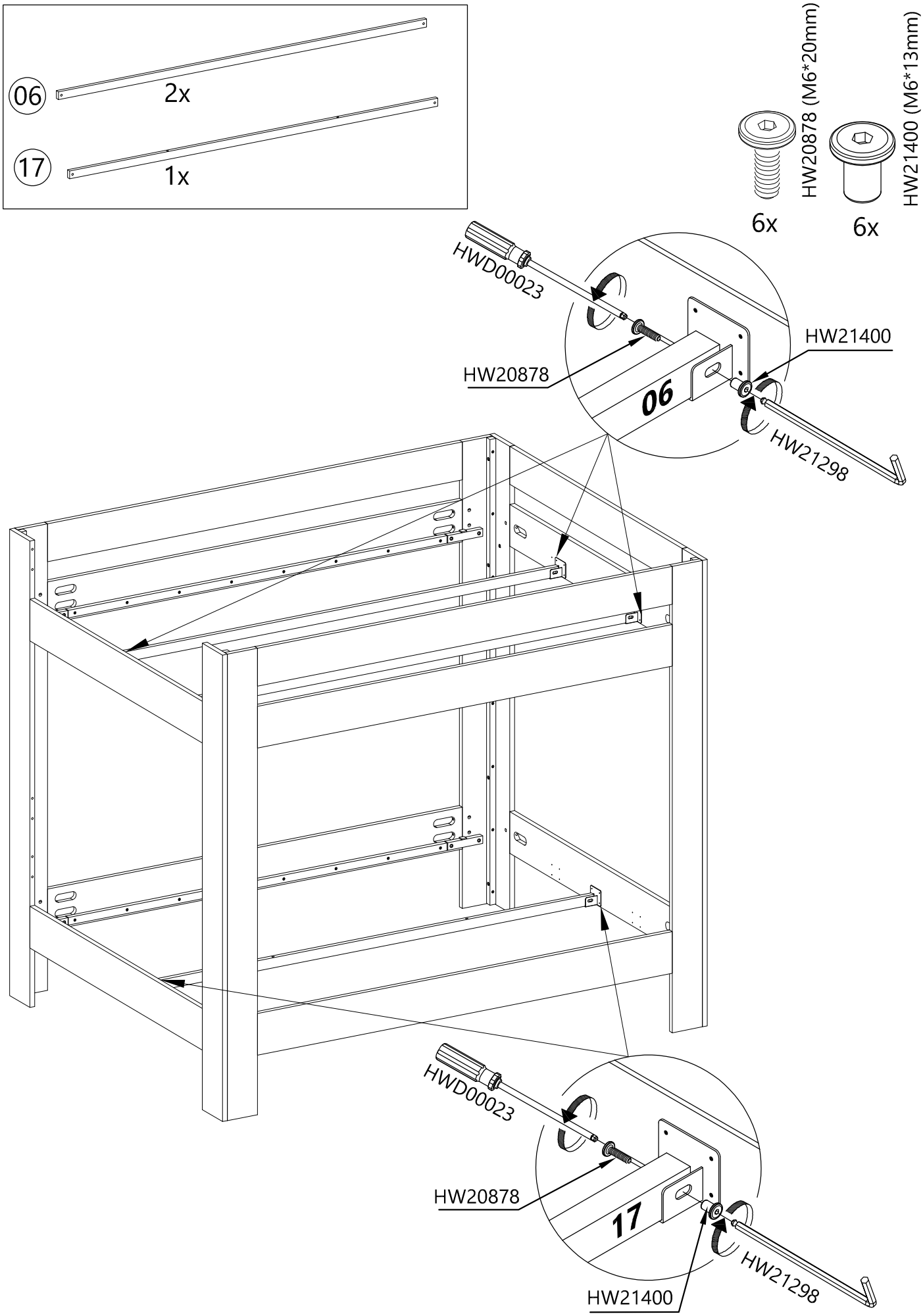
06
2x
17
1x
HW20878 (M6*20mm)
6x
HW21400 (M6*13mm)
6x
HWD00023
HW20878
HW21400
06
HW21298
HWD00023
HW20878
17
HW21298
HW21400

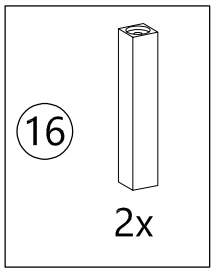
16
2x

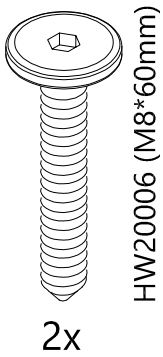
HW20006 (M8*60mm)
2x

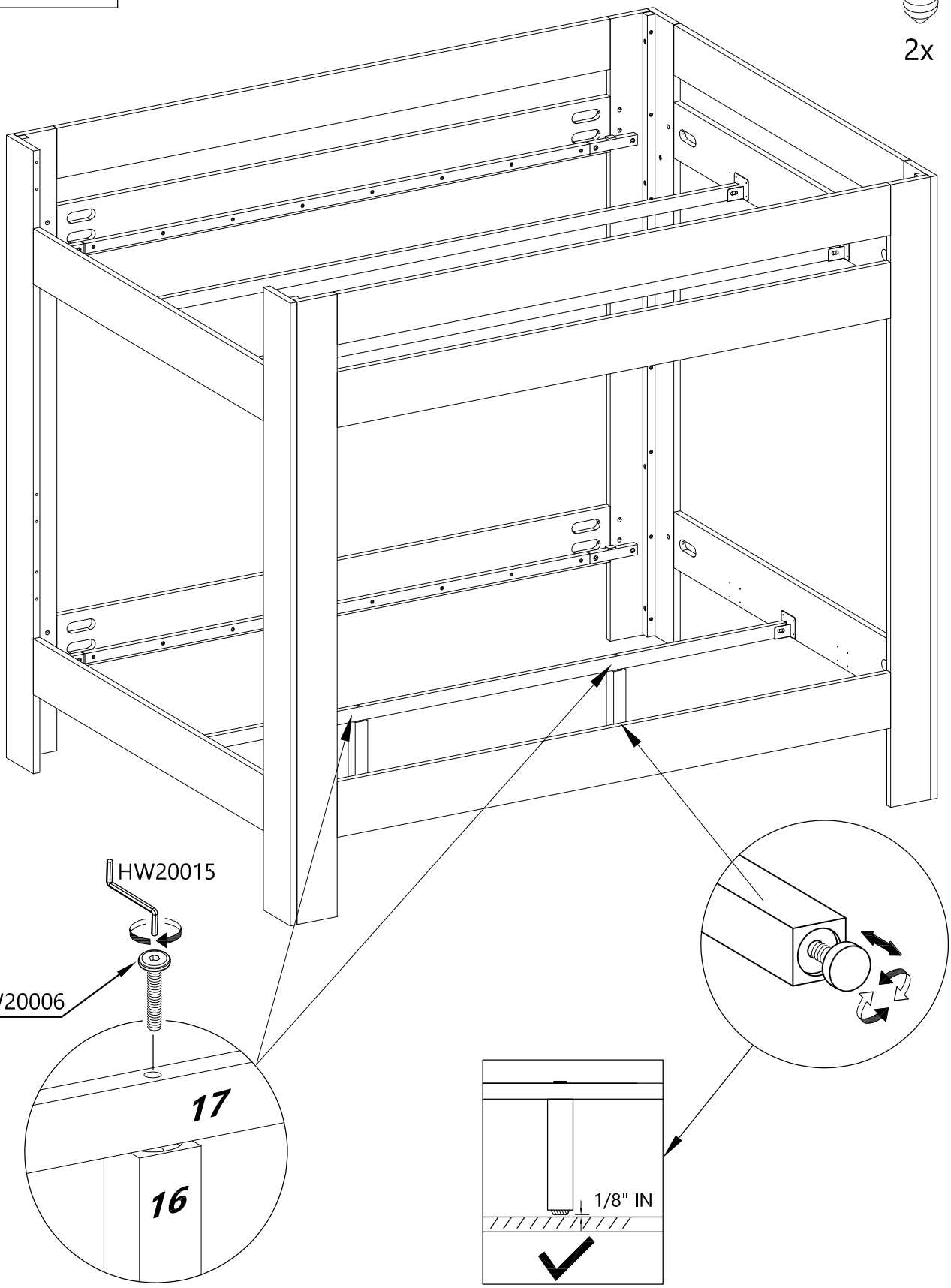
HW20015
HW20006
17
16
1/8" IN

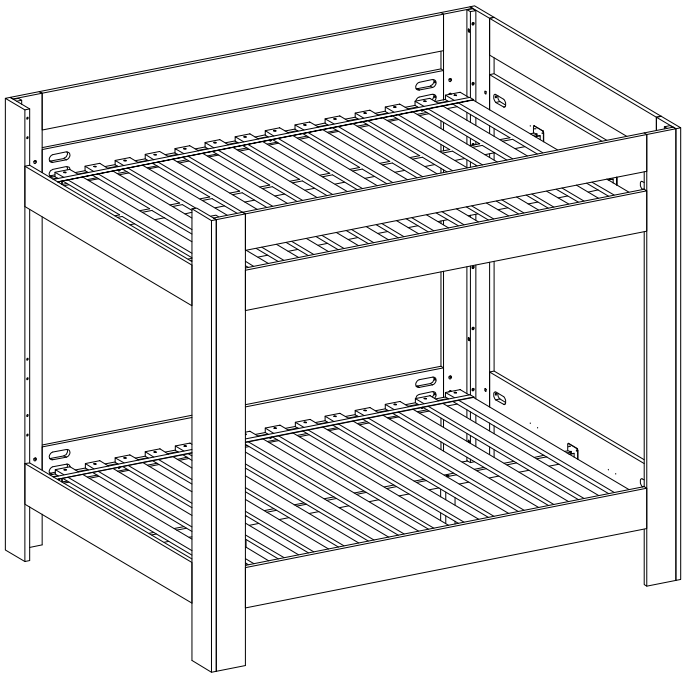

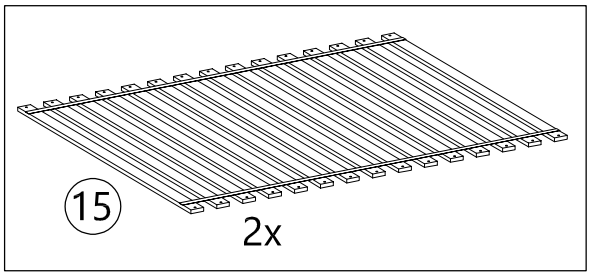
15
2x

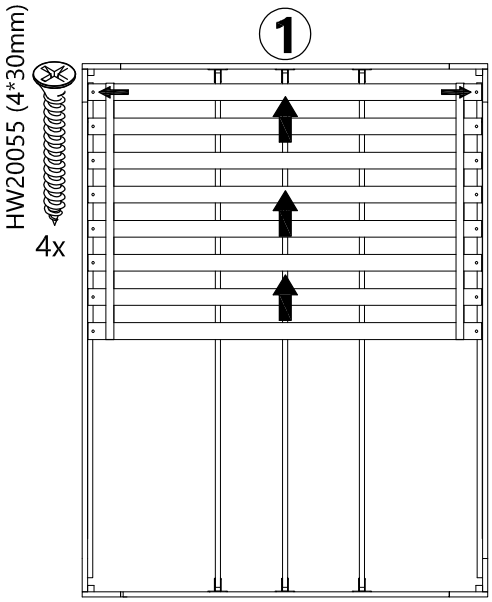
1
HW20055 (4*30mm)
4x

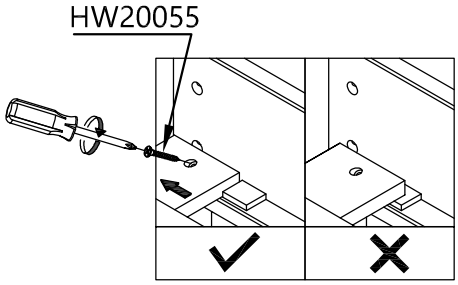
HW20055

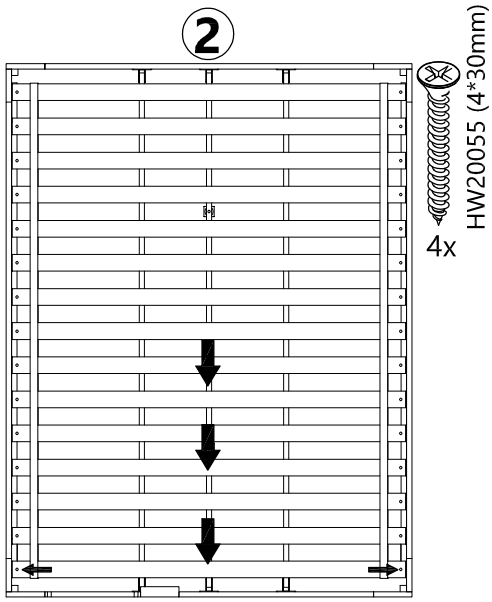
2
HW20055 (4*30mm)
4x


3
HW20055 (4*30mm)
4x

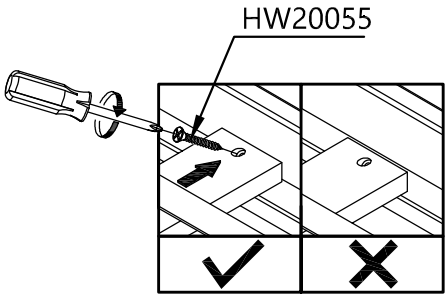
HW20055


4
HW20055 (4*30mm)
48x

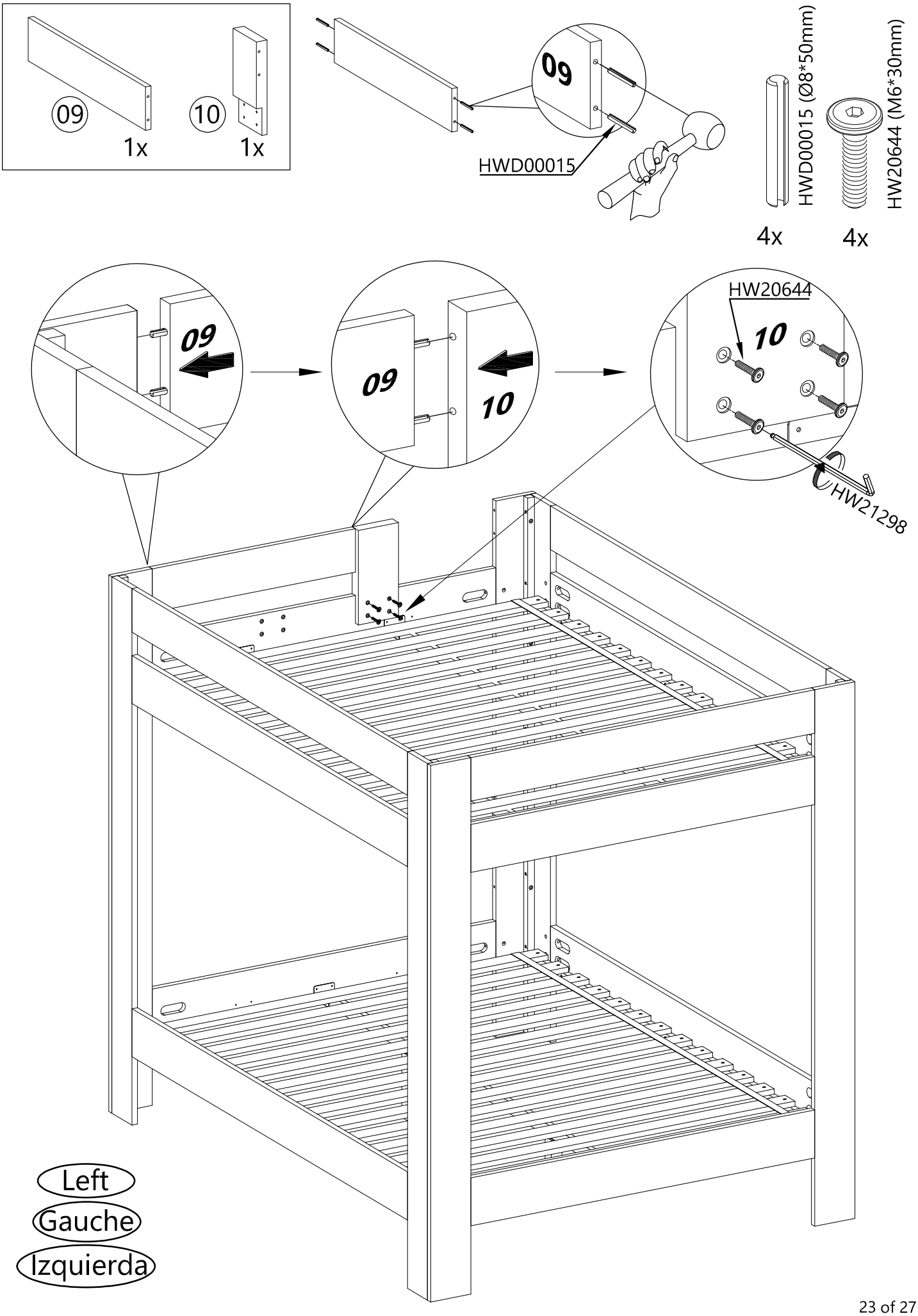
09
1x
10
1x
09
HWD00015
HWD00015 (Ø8*50mm)
4x
HW20644 (M6*30mm)
4x
09
09
10
HW20644
10
HW21298
Left
Gauche
Izquierda

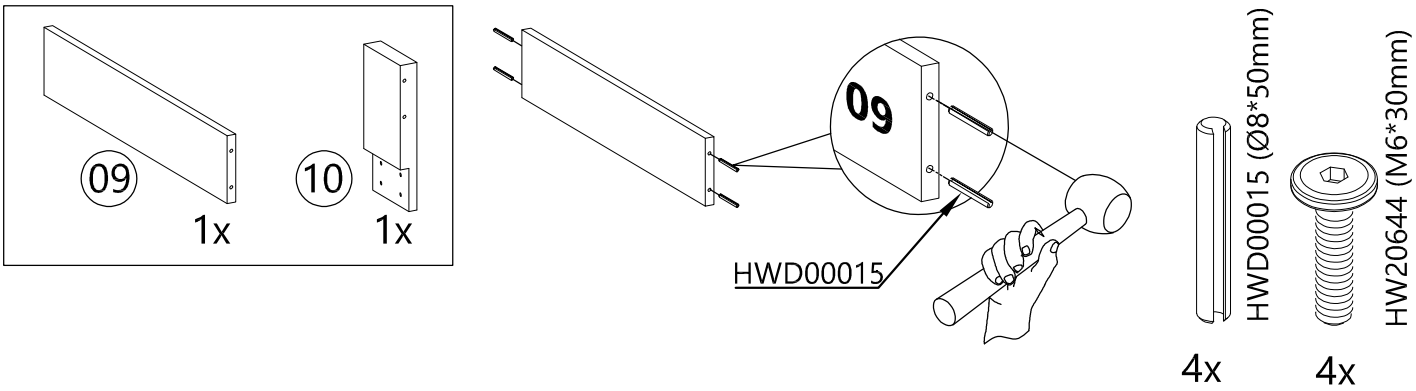

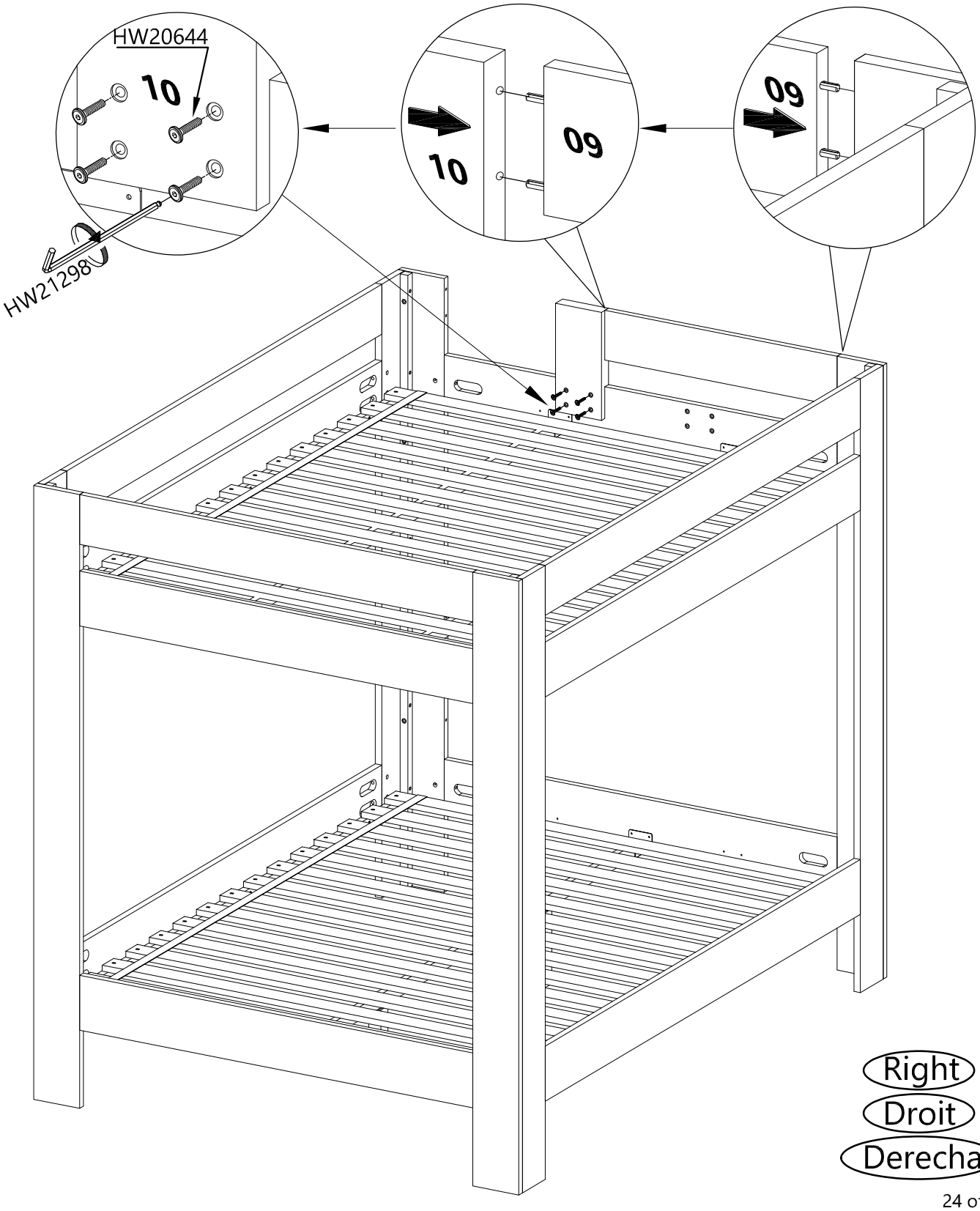

Right

Droit

Derecha

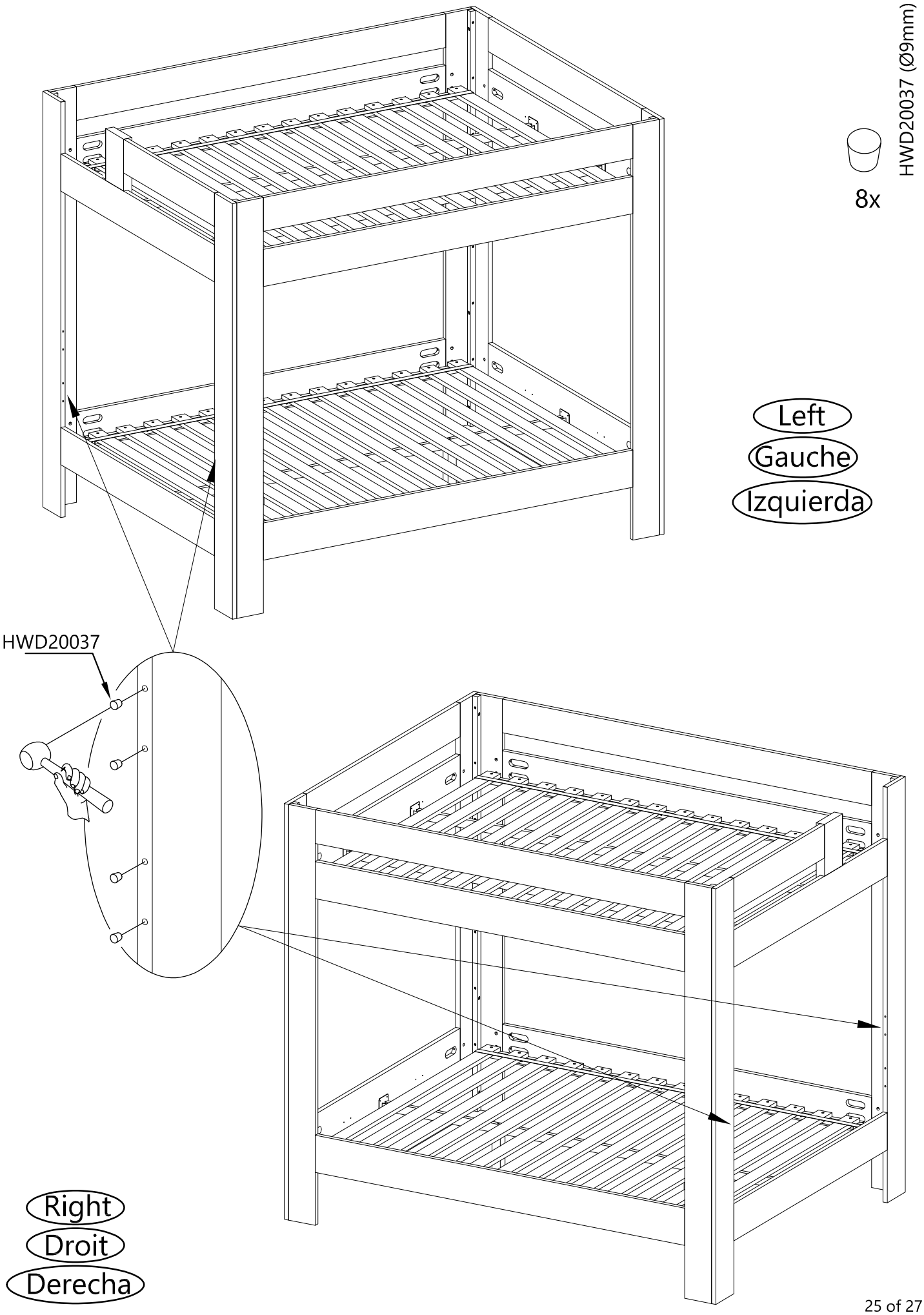
HWD20037 (Ø9mm)
8x
Left
Gauche
Izquierda
HWD20037
Right
Droit
Derecha

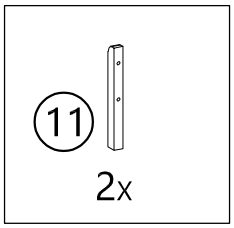



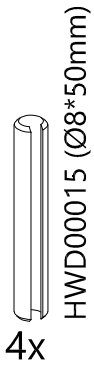

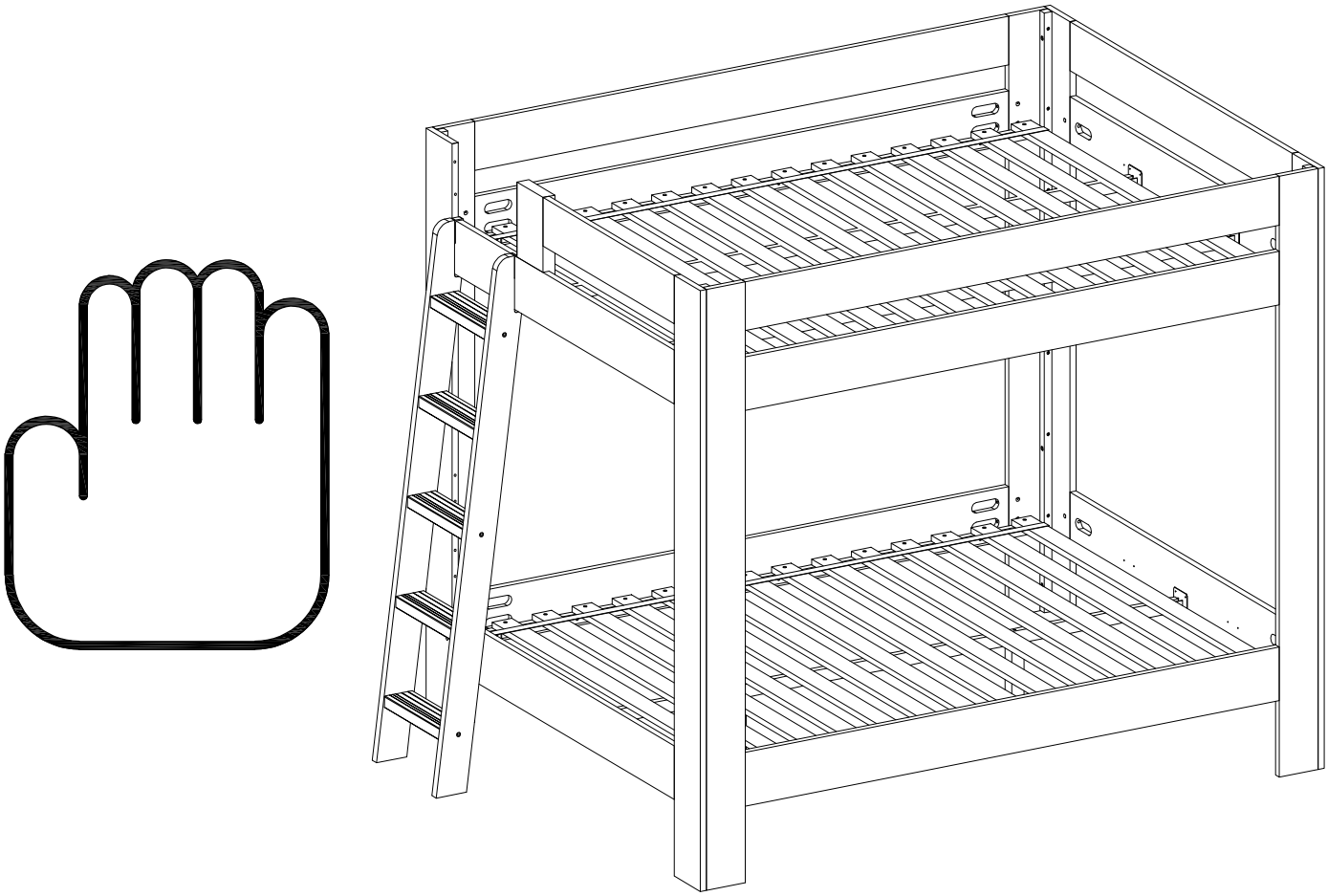

BUNK WITH LADDER: USE ASSEMBLY INSTRUCTIONS BOX 380148600

LIT SUPERPOSÉ AVEC ÉCHELLE : UTILISEZ LES INSTRUCTIONS D'ASSEMBLAGE BOÎTE 380148600

LITERA CON ESCALERA: UTILICE LAS INSTRUCCIONES DE MONTAJE CAJA 380148600

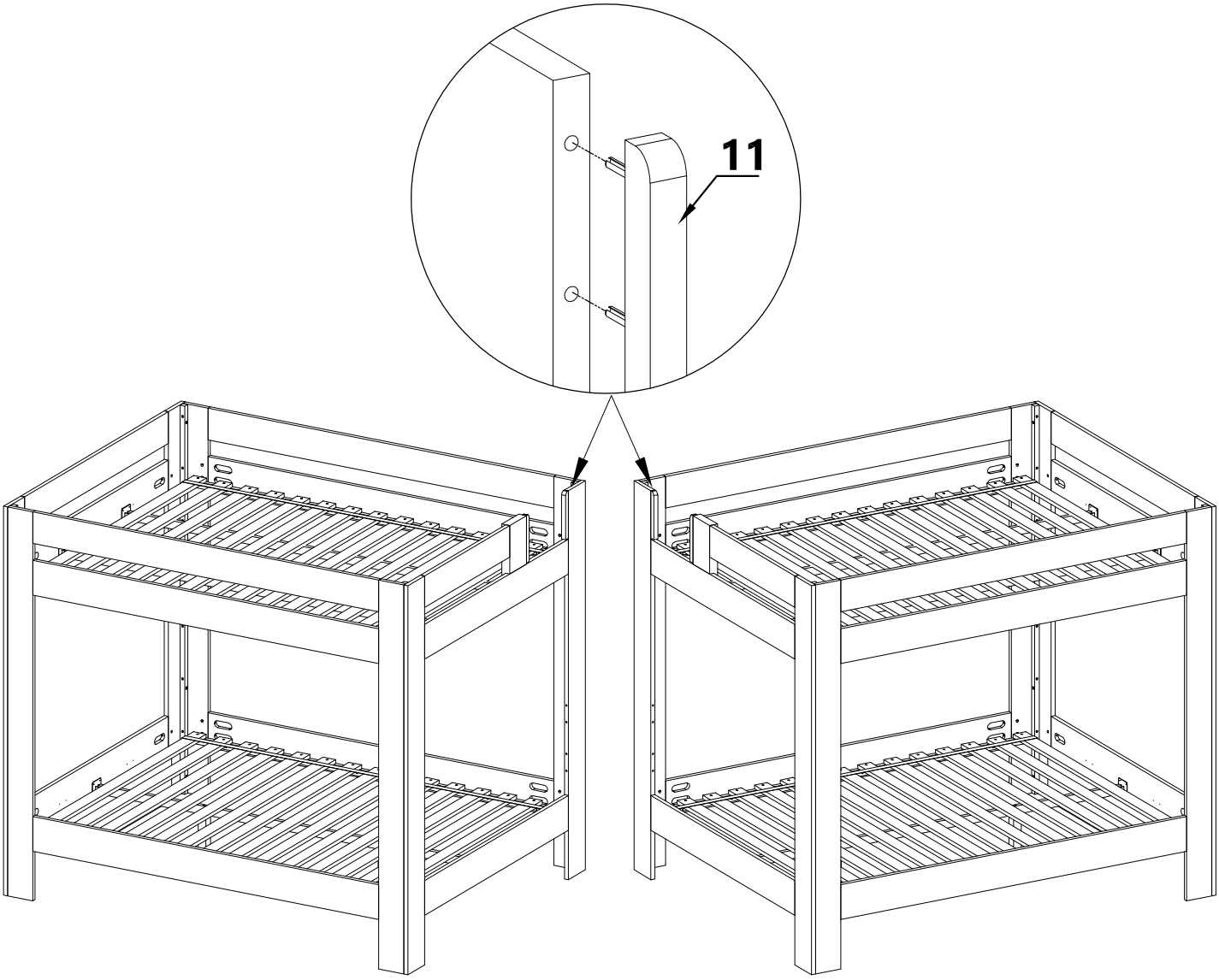

BUNK WITH STAIRCASE: USE ASSEMBLY INSTRUCTIONS BOX 380147800

LIT SUPERPOSÉ AVEC ESCALIER: UTILISEZ LES INSTRUCTIONS D'ASSEMBLAGE BOÎTE 380147800

LITERA CON ESCALERA: UTILICE LAS INSTRUCCIONES DE MONTAJE CAJA 380147800

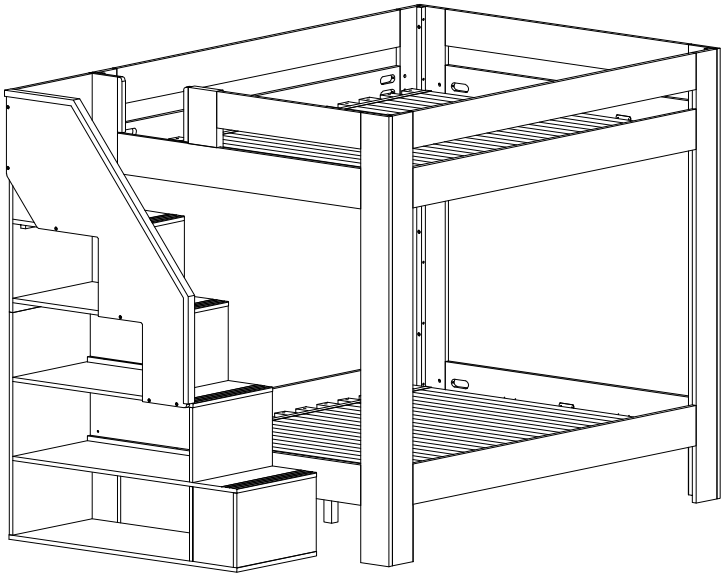

ENGLISH

Thank you for your purchase from Maxwood Furniture. We hope you and your kids will love it!
Please keep these assembly instructions for future reference.

Important:

Safety is our number one concern – please follow these simple safety tips:
Remember to check and tighten bolts/hardware once every few month, as these may loosen with use over time.

Make sure to anchor your large dressers to the wall with the free anti-tip kit provided.
Read and follow the safety instructions on the card attached to the front of your dresser.

Replacement Parts:

In case there is a problem with your product such as missing hardware, please contact your local dealer from whom you purchased the product, and they will be able to provide you with further information on how to obtain replacements.

You may find this by going to:
www.maxwoodfurniture.com and find your local dealer from whom you purchased the product and they will assist you further.

FRANÇAIS

Merci pour votre achat de Maxwood Furniture. Nous espérons que vous et vos enfants l'aimeront.
Veuillez conserver cette notice de montage pour une consultation ultérieure.

Important :

La sécurité est notre première préoccupation – veuillez suivre ces simples conseils de sécurité :
N'oubliez pas de vérifier et de serrer les boulons/la quincaillerie une fois tous les deux ou trois mois car ces derniers peuvent se desserrer avec le temps.

Assurez-vous d'ancrer vos grosses commodes au mur à l'aide de la trousse anti-basculement fournie.

Pièces de rechange :

En cas de problème avec votre produit comme de la quincaillerie manquante, veuillez contacter le distributeur local à qui vous avez acheté le produit, ce dernier pourra vous fournir plus d'information sur comment obtenir les pièces de rechange.

Vous pouvez le trouver en allant sur :
www.maxwoodfurniture.com et trouver le distributeur local à qui vous avez acheté le produit, ce dernier pourra vous aider.

ESPAÑOL

Gracias por su compra de Maxwood Furniture. Esperamos que usted y sus hijos les encantará.
Conserve estas instrucciones de montaje para futuras consultas.

Importante:

La seguridad es nuestra preocupación número uno - siga estos sencillos consejos de seguridad:
Recuerde revisar y apretar tornillos / herrajes una vez cada pocos meses, ya que estos pueden aflojarse con el uso a lo largo del tiempo.

Asegúrese de anclar sus aparadores grandes a la pared con el kit anti-tip gratuito proporcionado. Lea y siga las instrucciones de seguridad de la tarjeta colocada en la parte frontal de la cómoda.

Piezas de repuesto:

En caso de que se produzca un problema con el producto, como el hardware faltante, póngase en contacto con
Su distribuidor local de quien adquirió el producto, y ellos podrán proporcionarle más información sobre cómo obtener los reemplazos.

Puede encontrar esto visitando:
www.maxwoodfurniture.com y encuentre a su distribuidor local de quien usted compró el producto y ellos le ayudarán más lejos.

ENGLISH

This bed is designed to use a mattress size 74"-75" (188cm-190cm) long and 37½"-38½" (95cm-98cm) wide with twin size; 79"-80" (200cm-203cm) long and 37½"-38½" (95cm-98cm) wide with twin XL size; 75" (188cm-190cm) long and 52½"-53½" (133cm-135cm) wide with full size; 79"-80" (200cm-203cm) long and 52½"-53½" (133cm-135cm) wide with full XL size; 79"-80" (200cm-203cm) long and 59½"-60½" (151cm-154cm) wide with queen size; 79"-80" (200cm-203cm) long and 75½"-76½" (192cm-194cm) wide with king size; on upper and lower bunk.

Ensure thickness of mattress and foundation combined does not exceed 8" (20cm) on upper and lower bunk and mattress is at least 5" (13cm) below upper edge of guard rail.

Intended use of Single Beds and Day Beds is Age Group 3 Years and older (36 months and older). Intended use of raised beds including but not limited to Loft Beds and Bunk Beds is 6 Years and older (72 months and older).

SAFETY WARNINGS

1. Follow the information on the warnings appearing on the upper bunk bed end structure and on the carton. Do not remove warning label from bed.
2. Always use recommended size mattress or mattress support, or both, to help prevent the likelihood of entrapment or falls.
3. Surface of mattress must be at least 5" (13cm) below the upper edge of the guardrails.
4. Do not allow children under 6 years of age to use the upper bunk.
5. Periodically check and ensure that the guardrail, ladder and other components are in their proper position, free from damage and that the connectors are tight.
6. Do not allow horseplay on or under the bed and prohibit jumping on the bed.
7. Prohibit more than one person on the upper bunk.
8. Always use the ladder for entering and leaving the upper bunk.
9. Do not use substitute parts. Contact manufacturer or dealer for replacement parts.
10. Use of a night light may provide added safety precaution for a child using the upper bunk.
11. Always use guardrails on both long sides of upper bunk.
12. If the bunk bed will be placed next to a wall, the guardrail that runs the full length of the bed should be placed against the wall to prevent entrapment between the bed and the wall.
13. The use of water or sleep flotation mattresses is prohibited
14. Keep these instructions for future reference.

STRANGULATIONHAZARD

15. Never attach or hang items to any part of the bunk bed that are not designed for use with the bed, for example but not limited to hooks, belts, and jump ropes.

Replacement Parts

Replacement parts, including additional guard rails, may be obtained from any of our Maxwood Furniture dealers.

FRANÇAIS

Ce lit est conçu pour utiliser un matelas de taille 74"-75" (188cm-190cm) de long et 37½"-38½" (95cm-98cm) de large avec un format simple; 79"-80" (200cm-203cm) de long et 37½"-38½" (95cm-98cm) de large avec un format simple XL; 75" (188cm-190cm) de long et 52½"-53½" (133cm-135cm) de large avec un format double; 79"-80" (200cm-203cm) de long et 52½"-53½" (133cm-135cm) de large avec un format double XL; 79"-80" (200cm-203cm) de long et 59½"-60½" (151cm-154cm) de large avec un format queen; 79"-80" (200cm-203cm) de long et 75½"-76½" (192cm-194cm) de large avec un format king; sur les couchettes supérieure et inférieure.

Assurez-vous que l'épaisseur combinée du matelas et du support ne dépasse pas 8" (20cm) supérieur et inférieur du lit, et que le matelas soit sous la partie supérieure du rail de sécurité d'au moins 5" (13cm).

Utilisation de Lits Simples et Lits de Repos prévue pour Tranche d'Âge 3 Ans et plus (36 mois et plus) "Utilisation de Lits surélevés comprenant, mais pas exclusivement, des Lits Mezzanine et Lits Superposés prévue pour 6 Ans et plus (72 mois et plus).

AVERTISSEMENTS DE SÉCURITÉ

1. Suivez les avertissements affichés sur la partie supérieure de la structure du lit et sur le carton. Ne retirez pas l'étiquette du lit.
2. Utilisez toujours les tailles recommandées pour le matelas ou le support, ou les deux, pour prévenir les chutes ou le risque de rester coincé.
3. La surface du matelas doit être au moins 5"(13cm) sous la partie supérieure des rails de sécurité.
4. Ne laissez pas des enfants âgés de moins de 6 ans utiliser le lit supérieur.
5. Vérifiez régulièrement et assurez-vous que le rail de sécurité, l'échelle et les autres composants sont en bonne position, sans dommages et que les raccords sont bien serrés.
6. Interdisez tout chahut sur ou sous le lit et interdisez de sauter sur le lit.
7. Interdisez plus d'une personne sur le lit du dessus.
8. Utilisez toujours l'échelle pour accéder au lit supérieur ou pour en descendre.
9. N'utilisez pas de pièces de substitution. Veuillez contacter le fabricant ou le revendeur pour des pièces de remplacement.
10. L'utilisation d'une veilleuse peut offrir une sécurité supplémentaire lorsqu'un enfant utilise le lit supérieur.
11. Utilisez toujours des rails de sécurité des deux côtés longs du lit supérieur.
12. Si le lit superposé est placé à côté d'un mur, le rail de sécurité qui longe tout un côté du lit doit être placé contre le mur pour empêcher d'être coincé entre le lit et le mur.
13. Il est interdit d'utiliser des matelas à eau ou des matelas pneumatiques.
14. Conservez ces instructions pour une référence future.

RISQUED'ÉTRANGLEMENT

15. N'attachez ou ne pendez jamais d'objets ou toute autre partie du lit superposé qui n'a pas été conçu pour être utilisé avec le lit, par exemple des crochets, des courroies ou des cordes à sauter.

Pièces deremplacement

Les pièces de remplacement, y compris des rails de sécurité supplémentaires, doivent être obtenues chez nos revendeurs Maxwood Furniture.

ESPAÑOL

Esta cama está diseñada para usar un colchón de tamaño 74"-75" (188cm-190cm) de largo y 37½"-38½" (95cm-98cm) de ancho con tamaño individual; 79"-80" (200cm-203cm) de largo y 37½"-38½" (95cm-98cm) de ancho con tamaño individual XL; 75" (188cm-190cm) de largo y 52½"-53½" (133cm-135cm) de ancho con tamaño doble; 79"-80" (200cm-203cm) de largo y 52½"-53½" (133cm-135cm) de ancho con tamaño doble XL; 79"-80" (200cm-203cm) de largo y 59½"-60½" (151cm-154cm) de ancho con tamaño queen; 79"-80" (200cm-203cm) de largo y 75½"-76½" (192cm-194cm) de ancho con tamaño king; en la litera superior e inferior.

Asegúrese que el espesor del colchón y la base combinados no exceda los 8"(20cm) en la parte superior e inferior de la litera y que el colchón esté al menos 5" (13cm) por debajo del borde superior de la barandilla.

El uso previsto de camas individuales y sofás cama es para edades de 3 años o más (36 meses o más). El uso previsto de camas elevadas, incluidas, entre otras, las camas altas y literas es de 6 años o más (72 meses o más).

ADVERTENCIAS DE SEGURIDAD

1. Siga la información en las advertencias que aparecen en la estructura final superior de la cama de la literay en la caja de cartón. No retire la etiqueta de advertencia de la cama.
2. Utilice siempre el tamaño del colchón o del soporte del colchón recomendados, o ambos, para ayudar a prevenir el riesgo de atrapamiento o caída.
3. La superficie del colchón debe de ser de al menos 5"(13cm) pulgadas por debajo del borde superior de las barandas.
4. No permita que los niños menores de 6 años de edad utilicen la litera superior.
5. Periódicamente verifique y asegúrese que la barandilla, escalera y otros componentes estén en su posición correcta, libre de daños y que los conectores estén apretados.
6. No permita juegos bruscos en o debajo de la cama y prohíba saltar en la cama.
7. Prohíba más de una persona en la litera superior.
8. Siempre use la escalera para entrar y salir de la litera de arriba.
9. No utilice piezasdesustitución. Consulteal fabricanteo aldistribuidorparapedir piezasde repuesto.
10. El uso de una luz de noche puede proporcionar seguridad adicional para un niño que usa la litera superior.
11. Utilice siempre barandas largas a ambos lados de litera superior.
12. Si la litera se coloca al lado de una pared, la barandilla que recorre toda la longitud de la cama debe de ser colocada contra la pared para evitar el atrapamiento entre la cama y la pared.
13. Está prohibido el uso decolchones de agua o de flotación
14. Guarde estas instrucciones como referencia futura.

PELIGRODE ESTRANGULACIÓN

15. Nunca una ni cuelgue objetos a ninguna parte de la litera que no estén diseñados para su uso con la cama, por ejemplo, pero no limitado a ganchos, cinturones y cuerdas para saltar.

Piezas derepuesto

Las piezas de repuesto, incluyendo las barandas de seguridad adicionales, se pueden obtener en cualquiera de nuestros distribuidores de muebles Maxwood.

CALIFORNIA 93120 PHASE 2 COMPLIANT FOR FORMALDEHYDE
COMPLIANT WITH EPA 40 CFR 770 - TSCA VI REQUIREMENT FOR FORMALDEHYDE