

# CAR SEAT COMPATIBILITY

For The Journey



## The Journey Car Seat Adapter - Nuna, Maxi Cosi, Cybex, Britax




|   | BRAND     | MODEL        | THE JOURNEY |
|---|-----------|--------------|-------------|
|  | JOIE      | RUE          | ✓           |
|  | MAXI COSI | MICO LUXE    | ✓           |
|  | MAXI COSI | MICO MAX 30  | ✓           |
|  | NUNA      | PIPA         | ✓           |
|  | NUNA      | PIPA RX      | ✓           |
|  | NUNA      | PIPA AIRE    | ✓           |
|  | NUNA      | PIPA AIRE RX | ✓           |
|  | NUNA      | URBN         | ✓           |
|  | EVENFLO   | LITEMAX 35   | ✓           |
|  | BRITAX    | WILLOW S     | ✓           |
|  | CYBEX     | CLOUD G      | ✓           |
|  | CYBEX     | ATON G       | ✓           |
|  | CLEK      | LIINGO       | ✓           |



Keep the handlebar within the seven highest settings to ensure proper support and control. Avoid using the lowest four settings on the adjustable parent handlebar.



## The Journey Car Seat Adapter - Chicco

|   | BRAND  | MODEL              | THE JOURNEY |
|---|--------|--------------------|-------------|
|  | CHICCO | KEYFIT 30          | ✓           |
|  | CHICCO | KEYFIT 35 CLEARTEX | ✓           |
|  | CHICCO | Fit2               | ✓           |



Keep the handlebar within the seven highest settings to ensure proper support and control. Avoid using the lowest four settings on the adjustable parent handlebar.



### REMINDER

- We'll be testing additional stroller models in the future, but for now, we can only confirm safety testing for the car seats listed in the chart provided.
- For The Journey, you'll need the specific adapters designed for this stroller (see linked above).
- To ensure proper support and control, keep the handlebar within the top seven settings. Please avoid using the lowest four settings on the adjustable parent handlebar.