




Car Seat Adapter Instructions

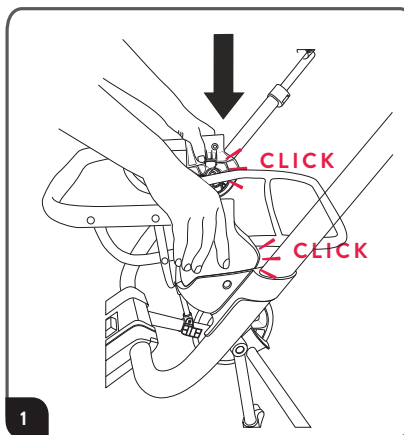
Scan to see an up-to-date list of car seats that are compatible with The Journey



**Please note, compatibility is subject to change. These recommendations are based on product safety testing and are the only car seats for which we can guarantee a safe and secure fit.

Attaching the Car Seat Adapter

To install the adapter, slide the adapter on to the connection points until you hear an audible click. Pull up on the adapter to ensure they are locked in place.



Attaching the Car Seat

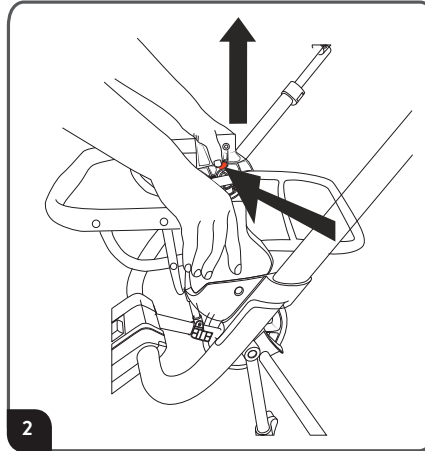
Set the car seat into the car seat adapter and gently, but firmly press down until the car seat is locked into place. Pull up on the car seat carrying handle to ensure the car seat is safely locked into place before stroller use.

Removing Your Specific Car Seat

To remove your car seat from The Journey, please refer to the instructions specific to your car seat model. Each car seat may have unique steps for proper removal. Please use the same instructions for removing your car seat from the base in order to remove this car seat from The Journey stroller. Make sure to follow the manufacturer's guidelines to safely detach the car seat from the adapter.

Removing the Car Seat Adapter

Press both red tabs and lift the adapter off the connectors.



Important: Handlebar Settings When Using the Car Seat Adapter

When using the car seat adapter, please avoid using the lowest four settings on the adjustable parent handlebar. These positions may compromise stability and safety.

1. Adjust the handlebar only within the first seven highest settings to ensure proper support and control.
2. Double-check that the handlebar is securely locked in place before use.
3. Always prioritize safety by keeping the handlebar in an appropriate position while the car seat adapter is attached.

Thank you for following these guidelines to ensure a safe and comfortable experience for you and your little one.



WARNING

Only use this adapter with a designated compatible car seat model. Do not use adapter if it has been damaged in any way.



Got Questions?

Check out our help center:

