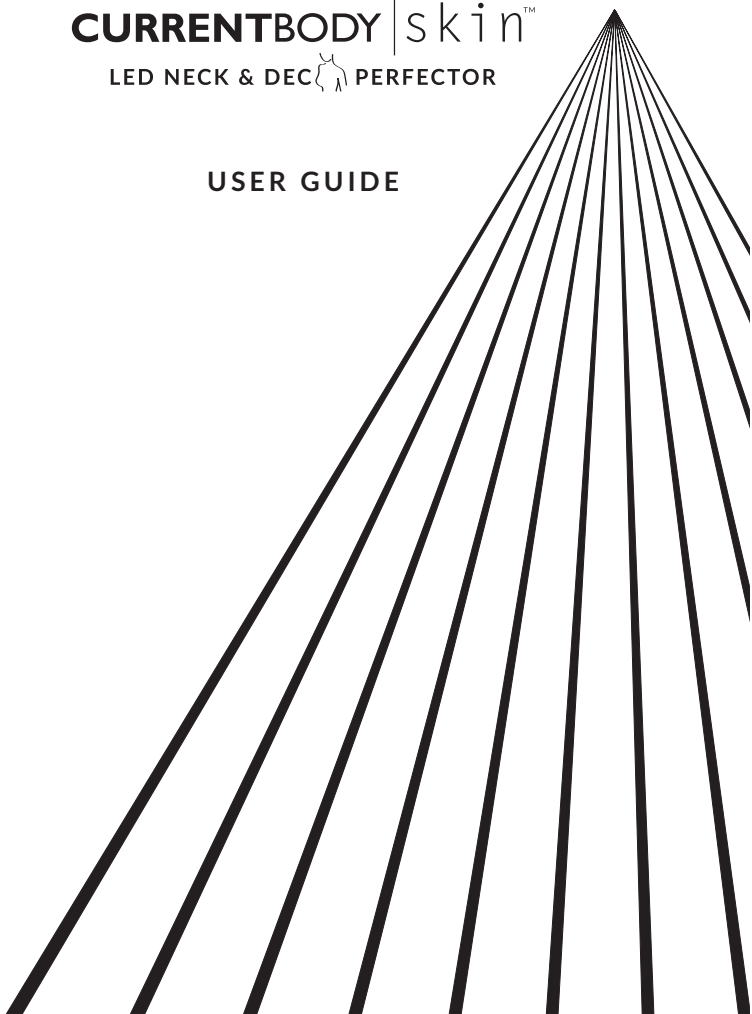


CURRENTBODY | skin™
LED NECK & DEC  PERFECTOR

USER GUIDE





Users of this device can obtain benefit from using it only if they read and understand all information in the user manual. You must follow all the instructions in the user manual.

Please feel free to contact us at sales@currentbody.com if you have any comments about the CurrentBody Skin LED Neck & Dec Perfector or this User Guide.

CURRENTBODY Skin™ LED Neck & Dec Perfector

CurrentBody Ltd.

D6, Stanley Green Business Park,

Commercial Avenue,

Cheadle Hulme,

SK8 6QH,

United Kingdom.



Designed in the UK

CURRENTBODY

THE BEAUTY DEVICE EXPERTS

Established in 2009, CurrentBody is the world's only online retailer dedicated to home-use beauty devices.

As the first company to recognise devices as one of the fastest growing trends in the world of beauty, we have unrivalled expertise in selecting at-home devices that are science-backed and clinically proven. We offer our customers the ultimate choice of devices that treat a wide range of concerns, including anti-ageing, cleansing and hair removal.

Underpinning our range of innovative beauty technology is expert education to help our customers choose the right device for them and excellent customer service. Our highly trained beauty device experts are on hand to offer impartial advice and answer your questions in person, as well as how-to videos and top tips available throughout our website and social media channels.

CONTENTS

1.0. CURRENTBODY Skin™ LED Neck & Dec Perfector	5
1.1. Intended Use	5
2.0. Device Description	5
3.0. Contraindications, Warnings and Precautions	7
4.0. Risks and Benefits	9
4.1 Potential Adverse Effects	9
4.2 Potential Benefits	9
5.0. First Time Setup	9
5.1. Unpacking and Charging your Device	9
5.2. Sensitivity Test	10
6.0. Using your Device	10
6.1. Treatment Recommendations	10
6.2. Wearing your Device	10
6.3. Carrying out a Treatment	10
7.0. Care and Maintenance	11
7.1. Cleaning your Device	11
7.2. Disposal	11
7.3. Troubleshooting	11
8.0. Labelling	12
9.0. Warranty	15

CURRENTBODY | skin™

LED NECK & DEC PERFECTOR

1.0. CURRENTBODY SKIN™ LED NECK & DEC PERFECTOR

As we age skin becomes thinner, drier and develops wrinkles due to the loss of collagen and elastic tissue. The neck and décolletage are often the first to show these signs with the development of brown spots, pigmentation, sagging and fine lines.

CurrentBody Skin LED Neck & Dec Perfector uses two proven wavelengths of light; 633nm, red light and 830nm or near infra-red light. These wavelengths have been shown in clinical studies to increase collagen production and to reduce the appearance of fine lines and wrinkles. These effects help skin cells absorb topical skincare products more effectively and helps rebuild the damage caused by the ageing process. CurrentBody Skin LED Neck & Dec Perfector has been designed to deliver light directly to the skin, ensuring that the maximum amount of light hits its cellular targets leaving the more delicate skin of the décolletage and neck feeling softer, smoother and with a visible improvement in skin tone and texture, lines and age spots.

1.1. INTENDED USE

The CurrentBody Skin LED Neck & Dec Perfector emits light in the red and near infra-red (NIR) region of the light spectrum and can be used to help reduce the signs of ageing.

2.0. DEVICE DESCRIPTION

1. CurrentBody Skin LED Neck & Dec Perfector
2. Controller
3. Power supply and country specific adaptors
4. Neck straps
5. Carry bag



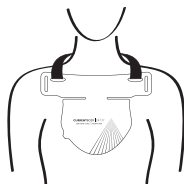
CurrentBody Skin LED Neck & Dec Perfector is a home-use wearable LED phototherapy device whose purpose is to produce an even, cool, narrow band of light for the treatment of cosmetic indications of the neck and décolletage, including fine lines and age spots.

The system consists of a flexible silicone device that contains light emitting diodes (LEDs) and a controller. The LEDs generate the light. The device is worn on the neck and décolletage and is held in place by an adjustable Velcro strap. The device can be worn in two ways:

1. Secured around the neck using the short straps, it can treat both the neck and the top of the décolletage.
2. Using the longer straps attached through the holes on the top of the device, it can treat just the décolletage.



USING SHORT STRAPS



USING LONG STRAPS

The controller switches the LEDs ON/OFF and controls power to the device. The controller contains a rechargeable Lithium ion polymer battery. The controller uses a visible display comprising of 3 micro LEDs to show the user the battery charge status of the device.

The power supply is used to charge the Lithium battery and is connected to a suitable mains outlet via a 2 or 3 pin input socket and wall plug. The power cable is connected to the controller by a standard micro USB A-C. The device will not work when charging - this is a safety feature. The controller contains the battery. When charging, disconnect the controller from the CurrentBody Skin LED Neck & Dec Perfector.

The equipment is not used to make measurements of any sort, or to draw any conclusions regarding the indication to treat. The equipment does not require checks on the light output as the LEDs do not dim with age to any practical extent.

The light emitting diode (LED) system emits light energy in the red and near infra-red (NIR) region of the light spectrum and is intended to treat fine lines and age spots on the neck and décolletage through a non-thermal mechanism called Photobiomodulation.


CURRENTBODY | skin™

LED NECK & DEC PERFECTOR

3.0. CONTRAINDICATIONS, WARNINGS AND PRECAUTIONS

CONTRAINDICATIONS

- **DO NOT** use this device to treat any other conditions apart from those listed in the indications for use. This device has not been tested for any other conditions than those listed, and the risk is unknown.
- **DO NOT** use this device if you are pregnant, planning on becoming pregnant or breastfeeding. This device has NOT been tested on pregnant or breast-feeding women and therefore the risk to the foetus, neonate or pregnant woman is unknown.
- **DO NOT** use the CurrentBody Skin LED Neck & Dec Perfector if you suffer from light induced headaches.
- **DO NOT** use the this device if you suffer from any genetic conditions of the eyes. This device has NOT been tested on subjects who suffer with genetic conditions of the eyes and therefore the risks are unknown. If you are unsure about any related eye condition and using the CurrentBody Skin LED Neck & Dec Perfector contact your ophthalmologist or eye doctor.
- **DO NOT** use this device if you suffer from lupus erythematosus, photosensitive eczema or albinism. If you use this device to treat lupus erythematosus, photosensitive eczema or albinism you may cause a severe skin reaction.
- **DO NOT** use this device if you suffer from any photosensitive disorder (sensitization to light). If you use this device and you suffer from a photosensitive disorder you may cause a severe skin reaction.
- **DO NOT** use this device if you are taking any medication that can cause photosensitivity. If you use this device and you are taking any medication that can cause photosensitivity you may cause a severe skin reaction.

 Photosensitivity is a common side effect of various medications. These can include certain antibiotics, chemotherapy drugs, and diuretics. If you are unsure about any medication you may be taking consult your healthcare provider.

 Other substances not listed above can also cause photosensitivity.

- Common examples of these substances are:
St John's Wort, coal tar, deodorants, antibacterial soaps, artificial sweeteners, naphthalene (mothballs), petroleum products, brightening agents found in laundry detergent, and cadmium sulphide (a chemical injected into the skin during tattooing).

WARNINGS

- Before using the CurrentBody Skin LED Neck & Dec Perfector you must carry out a sensitivity test (see section 5.2-page 10).
- **DO NOT** use this device if you are sensitive to CurrentBody Skin LED Neck & Dec Perfector.
- **DO NOT** use the CurrentBody Skin LED Neck & Dec Perfector in any way that is not exactly as specified in these instructions for use. Use of this device other than exactly as specified in these instructions has not been tested and the risk is unknown.
- **TURN OFF** and **REMOVE** the device immediately if it feels hot or your skin feels uncomfortably warm.
- **DO NOT** use the device without first removing creams, lotions or make-up **BEFORE** treatment. Some ingredients in these products may cause light sensitization or may reduce the effect of the treatment. If you use the device without removing these products, you may cause a skin reaction, or you may reduce the effect of the treatment.
- **NEVER** use the device near water or where water can be spilt onto the equipment. **DO NOT** use the device if you think it has come into contact with water.
- Keep the CurrentBody Skin LED Neck & Dec Perfector away from **HOT** surfaces.
- **DO NOT** attempt to modify CurrentBody Skin LED Neck & Dec Perfector in any way. Modifying the device will void your warranty. Modifying it could cause an electric shock when the system is used again. The system contains no serviceable parts.
- **DO NOT** use the device if the mask, controller, charging plug or cord are damaged in any way.

GENERAL SAFETY

The CurrentBody Skin LED Neck & Dec Perfector is an electrical device, which under certain circumstances could present an electrical shock hazard to the user. Please read this user manual thoroughly and follow directions stated to assure maximum safety during operation.

PRECAUTIONS

- The strap contains a mixture of polyester, nylon and lycra. If you are allergic to any of these materials, you may not be able to use the straps provided.
- This device **CANNOT** be used in charging mode. It will only work when unplugged from the mains.


CURRENTBODY | skin™

LED NECK & DEC PERFECTOR

- Clean the mask before each use, ensuring the device is unplugged from the mains first. All surfaces of the CurrentBody Skin LED Neck & Dec Perfector may be cleaned by following the cleaning instructions in Section 7.1 - page 11.
- **DO NOT** use any other cleansing products other than those stated in the cleaning instructions. Use of other cleansing products may damage the CurrentBody Skin LED Neck & Dec Perfector.
- Store the device at room temperature in dry conditions, away from direct sunlight.

4.0. RISKS AND BENEFITS

4.1. POTENTIAL ADVERSE EFFECTS


-  • Immediately after treatment skin may appear red. Skin should return to normal within 1-2 hours.

4.2. POTENTIAL BENEFITS

- People who have undergone a course of 12 CurrentBody Skin LED Neck & Dec Perfector treatments report a visible improvement in skin tone and texture, fine lines and age spots.

5.0. FIRST TIME SETUP

5.1. UNPACKING AND CHARGING YOUR DEVICE

-  The CurrentBody Skin LED Neck & Dec Perfector uses a Lithium ion polymer battery. When charging, the device will not work.
 - Before use it is important to fully charge the device's battery.
 - Unpack CurrentBody Skin LED Neck & Dec Perfector and check off the parts described in Section 2 page 5.
 - To charge the device, insert the micro USB cable into the controller. Insert the USB connector into the USB port of the power supply.
 - Insert the power supply into a suitably grounded outlet and switch on.
 - The 3 LEDs in the control unit will start to flash to indicate charging. The CurrentBody Skin LED Neck & Dec Perfector battery is fully charged when the three indicator LEDs on the control unit stay illuminated.
 - The device takes around 6 hours to charge. Each charge is sufficient for 20 treatments.
 - When the charge has run out the LED lights will not switch on. Recharge the device, follow the instructions above.

5.2. SENSITIVITY TEST



Before carrying out your first treatment you must carry out a sensitivity test. Follow the step by step guide below;

1. Place the CurrentBody Skin LED Neck & Dec Perfector over your inner arm.
2. Switch ON the controller and allow the device to run for its full 10-minute treatment programme.
3. At any time if your skin feels HOT or uncomfortable STOP using the device immediately.
4. After the treatment wait at least 6 hours. If your skin on your inner arm is red or itchy then the CurrentBody Skin LED Neck & Dec Perfector is unsuitable for you. Return the device to the retailer within 14 days of purchase.

6.0. USING CURRENTBODY SKIN LED NECK & DEC PERFECTOR

6.1. TREATMENT RECOMMENDATIONS:

- For best results treat for 3-5 days a week for a minimum of 4 weeks.
- Maintenance treatment should be carried out as required, according to lifestyle and skin condition.

6.2. WEARING THE DEVICE

- The device comes with an adjustable Velcro strap that allows you to comfortably wear the device in two positions, around the neck and décolletage or décolletage only.
- To fit the mask for treatment of the neck and décolletage, thread the short straps through the inlet holes on either side of the device. To treat a larger area of the décolletage, thread the longer strap through the holes on the top of the device.
- Loop the straps around your neck and secure firmly.
- Adjust if necessary.

6.3. CARRYING OUT A TREATMENT

1. Cleanse and exfoliate neck and décolletage to remove any traces of skincare.
2. Place the device on the neck and décolletage, secure with the Velcro strap and switch on the controller. The device switches off after a 10-minute treatment time. You may stop the treatment at any time by pressing the ON/OFF button on the controller.
3. Remove the device, apply your normal skincare and sunscreen.
4. Clean the device using a water-based wipe or a damp clean cloth. Ensure that the device is NOT being charged when cleaning.
5. Repeat 3-5 times a week for 4 weeks.

CURRENTBODY | skin™

LED NECK & DEC PERFECTOR

7.0. CARE AND MAINTENANCE

- Store CurrentBody Skin LED Neck & Dec Perfector at room temperature in dry conditions. Use the carry bag provided.
- Avoid storing this device in dusty conditions, in direct sunlight or in damp and humid conditions.
- CurrentBody Skin LED Neck & Dec Perfector contains no serviceable parts.
- Ensure the device is switched OFF before cleaning. Before each use, clean the device following the instructions below.

7.1. CLEANING THE DEVICE



Do NOT use any other cleansing products as these may damage the plastics.

- Clean both sides of the device with a water-based wipe or damp clean cloth. Place the mask on a clean dry surface to air dry. Visually inspect the surfaces to ensure they are clean. Stubborn stains can be removed by wiping gently with 70% alcohol.

7.2. DISPOSAL



DO NOT dispose of any part of the device at a domestic waste facility.



The CurrentBody Skin LED Neck & Dec Perfector controller



contains a Lithium ion polymer battery. For protection of the environment, please package and return this unit to the manufacturer or their representative at the end of its working life or safely dispose of the device following your local guidelines.

7.3. TROUBLESHOOTING

Problem	Possible Cause	Action
No red or infra-red light from the device	Not charged	Plug in the controller to the charger making sure that the connectors are attached and leave charging until the three indicator LEDs on the controller remain lit and do NOT flash
No red or infra-red light from the device	Device connected to the mains	Unplug micro USB connector from controller
LEDs do NOT turn OFF after 10 minutes	Device is faulty	Return to your supplier
LEDs flicker during treatment	CurrentBody Skin USB is not fully inserted into the controller	Ensure the controller and CurrentBody Skin LED Neck & Dec Perfector are connected correctly

If the actions suggested fail to fix the problem, or the problem reoccurs, and your device is within the warranty period please return to CurrentBody.



- **DO NOT** attempt to investigate any further.
- **DO NOT** attempt to modify the device in any way. This device has NO parts you can repair yourself.

8.0. LABELLING

The labelling supplied with the device contains the following information:

- Date of manufacture
- Catalogue number and batch code
- Operating environment

RECYCLING



This symbol means that this product shall not be disposed of with normal household waste (2012/19/EU).



This symbol means that this product contains a built-in rechargeable battery which shall not be disposed of with normal household waste (2006/66/EC).

We advise you to take your product to an official collection point to have a professional remove the rechargeable battery. Follow your country's rules for the separate collection of electrical and electronic products and rechargeable batteries. Correct disposal helps prevent damage to the environment and human health.

TECHNICAL SPECIFICATION

- LEDs: Red: 630nm+/-10nm. NIR: 830nm+/-17.5nm
- Controller: 23mm max (dia) x 104mm (l)
- Program time: 10 minutes fixed
- Operating Temperature: 0°C to 40°C
- Storage and Transport Temperature: -5°C to 55°C
- Operating Humidity: 30% to 95% without condensation
- Storage and Transport Humidity: 20% to 85% without condensation
- Mains Electrical Input from power adaptor: 100-240Vac/47-63Hz. 0.6A
- Electrical Output: 5V

CURRENTBODY | skin™

LED NECK & DEC  PERFECTOR

COMPLIANCE

The CurrentBody Skin LED Neck & Dec Perfector complies with the standard of basic safety for medical devices EN60601-1:2006/A12:2014 and with the relevant collateral and particular standards for non-laser light source medical equipment for home use EN 60601-1-11:2015, EN 60601-2-57:2011, and EN 60601-1-2:2015 and IEC 62471:2006 Photobiological Safety of Lamps and Lamp Systems. EN 55014-1:2006+A1: 2009+A2 2011 Electro Magnetic Compatibility – requirements for household appliances, electric tools and similar apparatus – part 1 emissions. EN 55014-2:2015 Electromagnetic compatibility- requirements for household appliances electric tools and similar apparatus – part 2: immunity – product family standard.

Regarding electromagnetic compatibility (EMC) and electromagnetic fields (EMF), the device should be kept away from radio frequency (RF) equipment to avoid interference.

EXPLANATION OF SYMBOLS

There are several safety warning labels on the CurrentBody Skin LED Neck & Dec Perfector and associated packaging and in the user manual. Not following these warnings may result in one or more of the following hazards: electrical shock and/or fire.



This warning symbol on the device label is a warning to read the enclosed documents before use and take all safety precautions required.



This symbol on the device label means read the user manual before you start using the device.



This symbol means that the device is specified as applied part type BF. B indicates that it is used on the Body and F indicates that it is not connected to the mains voltage.



This symbol means conforms to certain EC Directives on health, safety, and environmental protection standards. CE stands for "Conformité Européenne".



This symbol means "Manufactured by" and provides the name and address of the legal manufacturer.



This symbol indicates input for the power supply. This symbol means that the device may only be charged with the adapter that is supplied in the package. Usage of other adapters may not be safe and could lead to electrical shock. The adapter has the following electrical specification: 100-240Vac/47-63Hz. 0.6A. Electrical Output; 5V.



This symbol means keep dry.



This symbol indicates the serial number of the device.



This symbol refers to the catalogue number for the device.



This symbol refers to the batch code of the device.



This symbol indicates the USB connector.



This symbol means that the device uses a Lithium ion polymer battery.



This symbol means made in China.



This symbol means keep the device away from direct sunlight.



This symbol indicates the upper and lower operating temperatures that the CurrentBody Skin LED Neck & Dec Perfectioner can be safely used at.



This symbol means the upper and lower operating humidity that the device can be safely used at.



This symbol means that the cardboard packaging that the device came in can be recycled.

9.0. WARRANTY

Under normal use this product is guaranteed for 2 years after its original purchase date against manufacturing defects in materials or workmanship.

This warranty extends only to the original purchaser. If the product should become faulty within the warranty period, contact CurrentBody.

- CurrentBody reserves the right to repair a defective product.
- CurrentBody reserves the right to replace a defective product with the most compatible product currently available.
- This warranty does not cover damage caused by the following:
 - Accident, misuse, abuse or alteration
 - Servicing by unauthorized persons
 - Connection to incorrect power sources
 - Use with unauthorized accessories

CurrentBody shall not be responsible for any incidental, special or consequential damages resulting from the use of this product. All implied warranties, including but not limited to implied warranties of fitness and merchantability are limited in duration to one year from date of original purchase.

This warranty gives you specific legal rights, and you may also have other rights that vary from country to country. Some countries do not allow the exclusion or limitation of incidental or consequential damages, or limitations on how long an implied warranty lasts, so some of the above limitations and exclusions may not apply to you.

This warranty is given in lieu of all other warranties, written or oral, whether expressed by affirmation, promise, description, drawing, model or sample. Any and all warranties other than this one, whether expressed or implied, including implied warranties of merchantability and fitness for a particular purpose are hereby disclaimed.

If the product is defective within the warranty period, please return to CurrentBody.



CURRENTBODY

THE BEAUTY DEVICE EXPERTS

CurrentBody.com Ltd
D6 Stanley Green Business Park
Commercial Avenue, Cheadle Hulme
SK8 6QH

Manufactured by i-SMART Development Ltd, 129 Green Lanes,
Wylde Green, Birmingham, B73 5LT

According to MDD 93/42/EEC, the CURRENTBODY Skin™ LED Neck & Dec Perfectioner is classified as a cosmetic device within the European Union. However, for purposes of safety we have conducted additional testing so that you can be ensured of the safety and efficacy of the CURRENTBODY Skin™ LED Neck & Dec Perfectioner.

The CURRENTBODY Skin™ LED Neck & Dec Perfectioner has been tested to or complies with the following standards;

EN 60601-1:2006/A12:2014. Medical electrical equipment.
General requirements for basic safety and essential performance.

EN 60601-1-2:2015 Medical electrical equipment. General requirements for basic safety and essential performance. Collateral standard.
Electromagnetic compatibility. Requirements and tests.

IEC 60601-1-6 2010 AMD12013 Medical Electrical Equipment – Part 1
General Requirements for Basic Safety and Essential Performance –
Collateral Standard: Usability.

IEC/EN60601-1-11:2015 Medical electrical equipment -- Part 1-11:
General requirements for basic safety and essential performance --
Collateral standard: Requirements for medical electrical equipment and medical electrical systems used in the home healthcare environment.

IEC/EN 60601-2-57:2011 Medical electrical equipment. Particular requirements for the basic safety and essential performance of non-laser light source equipment intended for therapeutic, diagnostic, monitoring and cosmetic/aesthetic use.

EN 62471:2008 Photobiological Safety of Lamps and Lamp Systems.

EN 62366-1:2015 Application of usability engineering to medical devices

EN ISO 10993-1:2010-04 Biological evaluation of medical devices Part 1:
Evaluation and testing.

EN ISO 15223-1:2017 Medical Devices – Symbols to be used with medical device labels, labelling and information to be supplied – Part 1: General requirements.

EN ISO 14971:2012 Medical devices - Application of risk management to medical devices.