

# How to Sort NNPs

All NNPs must be sorted by size.

**LIST MUST BE GROUPED BY SIZE FROM SMALLEST TO LARGEST**

For production purposes, NNPs should also be sorted by number, especially when there are more than 10 units.

1. Highlight the contents you want to sort. **\*\* DO NOT highlight column A. \*\***

**BOATHOUSE**

NAME-NUMBER-POSITION LIST (NNP)

To be completed by Customer  
To be completed by Boathouse

Account Name  
Quote Number  
Style Name  
Style Number  
NNP Filename

THIS DOCUMENT MUST BE SENT TO BOATHOUSE VIA EMAIL

Adult Sizes		Youth Sizes	
XS	3	YS	
S	3	YM	
M	3	YL	
L	3	YXL	
XL	3	YXS/YS	
2X	3	YM/YL	
3X	3	YG	
4X	3	<b>Total</b>	0
5X	3		
S/M			
L/XL			
2X/3X			
G			
OS			
<b>Total</b>	27		

THE FOLLOWING INFORMATION WILL BE APPLIED TO YOUR GARMENTS EXACTLY AS IT APPEARS BELOW.  
LIST MUST BE GROUPED BY SIZE FROM SMALLEST TO LARGEST.  
% denotes line breaks for production purposes

Size	Name	Number	Position
Ex. 2X	John	23	D
1 XS		24	
2 S		3	
3 M		21	
4 L		18	
5 XL		1	
6 2X		13	
7 3X		10	
8 4X		22	
9 5X		16	
10 XS		20	
11 S		17	
12 M		11	
13 L		6	
14 XL		4	
15 2X		25	
16 3X		14	
17 4X		5	
18 5X		9	
19 XS		2	

Names

Font Type  
Color  
Location  
Notes

Numbers

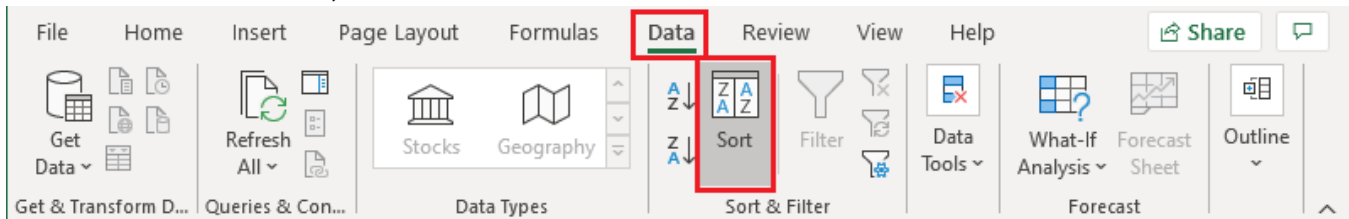
Font Type  
Fill Color  
O/L Color  
Location  
Size  
Notes

Positions

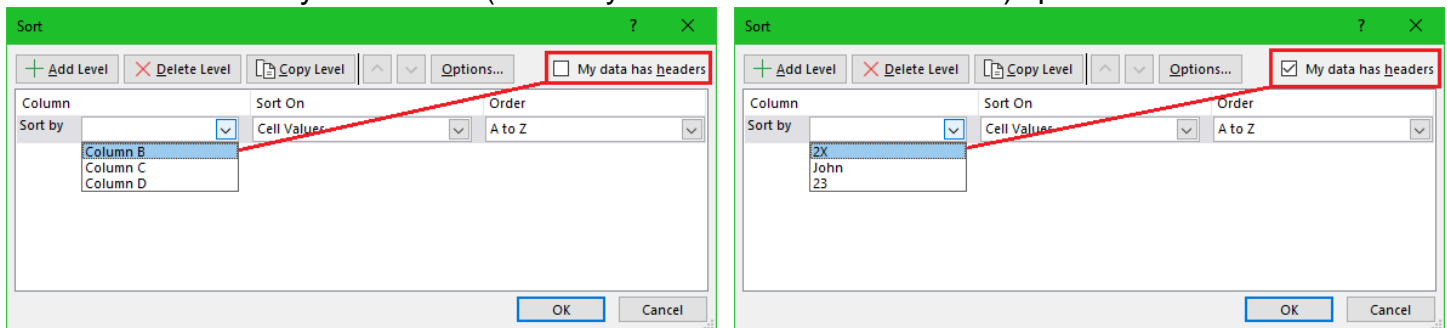
NP List Font Examples

Average: 14 Count: 54 Sum: 378 85%

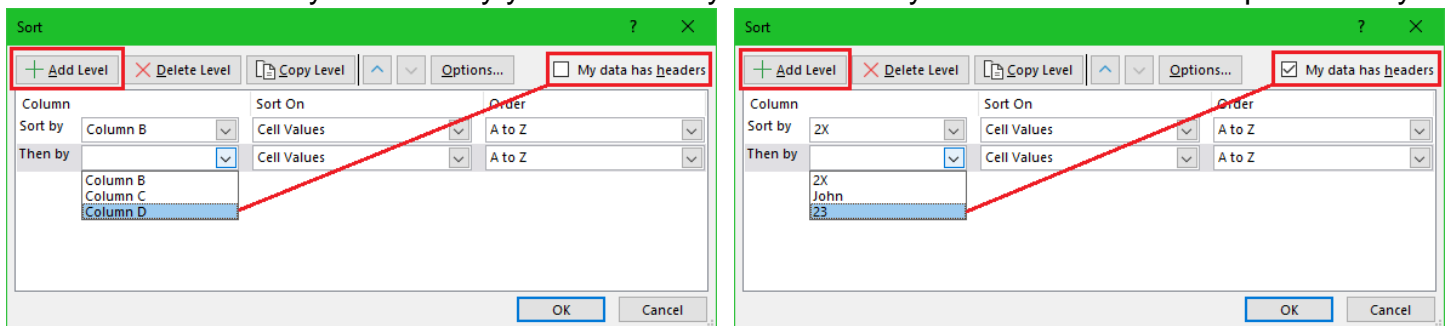
2. From the DATA tab, select “Sort.”



3. Select “Sort By” Column B (or 2X if you have headers turned on). ‡



4. Select “Add Level” and select “Then By” Column D (or 23 if you have headers turned on).  
– Alternatively/Additionally you can sort by Column C if you would like to sort Alphabetically.



5. Your NNP is now sorted by size and then by number.

The screenshot shows an Excel spreadsheet with the following data:

Size	Name	Number	Position
2X	John	23	D
2X		13	
2X		15	
2X		25	
3X		10	
3X		14	
3X		26	
4X		5	
4X		7	
4X		22	
5X		9	
5X		16	
5X		23	
L		6	
L		18	
L		19	
M		11	
M		21	
M		27	
S		3	
S		8	
S		17	
XL		1	
XL		4	
XL		12	
XS		2	
XS		20	
XS		24	

Summary Table:

Category	Total
Names	27
Numbers	
Positions	

‡ To sort in actual size order, you will need to add a Custom List...

Sort

+ Add Level    X Delete Level    Copy Level    ^    v    Options...    ☒ My data has headers

Column	Sort On	Order
Sort by 2X	Cell Values	A to Z
Then by 23	Cell Values	A to Z Z to A Custom List...

OK    Cancel

Custom Lists

Custom lists:

NEW LIST  
Sun, Mon, Tue, Wed, Thu, Fri,  
Sunday, Monday, Tuesday, We  
Jan, Feb, Mar, Apr, May, Jun, Ju  
January, February, March, Apri  
YXS, YS, YM, YL, YXL, YXS/YS, YM/YL

List entries:

YXS  
YS  
YM  
YL  
YXL  
YXS/YS  
YM/YL  
XS  
S  
M  
L  
XL

Add    Delete

OK    Cancel

## Size List

YXS  
YS  
YM  
YL  
YXL  
YXS/YS  
YM/YL  
YG  
XS  
S  
M  
L  
XL  
2X  
3X  
4X  
5X  
S/M  
L/XL  
2X/3X  
G  
OS

Your NNP is now sorted in size order and then by number.

File Home Insert Page Layout Formulas Data Review View Help

Get Data Refresh All Stocks Geography Data Tools What-If Analysis Forecast Outline

Get & Transform D... Queries & Con... Data Types Sort & Filter Forecast

H134

Size	Name	Number	Position
Ex. 2X	John	23	D
1 XS		2	
2 XS		20	
3 XS		24	
4 S		3	
5 S		8	
6 S		17	
7 M		11	
8 M		21	
9 M		27	
10 L		6	
11 L		18	
12 L		19	
13 XL		1	
14 XL		4	
15 XL		12	
16 2X		13	
17 2X		15	
18 2X		25	
19 3X		10	
20 3X		14	
21 3X		26	
22 4X		5	
23 4X		7	
24 4X		22	
25 5X		9	
26 5X		16	
27 5X		23	
28			
29			
30			
31			
32			
33			

THE FOLLOWING INFORMATION WILL BE APPLIED TO YOUR GARMENTS EXACTLY AS IT APPEARS BELOW. LIST MUST BE GROUPED BY SIZE FROM SMALLEST TO LARGEST.

% denotes line breaks for production purposes

Size	Name	Number	Position
Ex. 2X	John	23	D
1 XS		2	
2 XS		20	
3 XS		24	
4 S		3	
5 S		8	
6 S		17	
7 M		11	
8 M		21	
9 M		27	
10 L		6	
11 L		18	
12 L		19	
13 XL		1	
14 XL		4	
15 XL		12	
16 2X		13	
17 2X		15	
18 2X		25	
19 3X		10	
20 3X		14	
21 3X		26	
22 4X		5	
23 4X		7	
24 4X		22	
25 5X		9	
26 5X		16	
27 5X		23	
28			
29			
30			
31			
32			
33			

Names

Font Type  
Color  
Location  
Notes

Numbers

Font Type  
Fill Color  
O/L Color  
Location  
Size  
Notes

Positions

Font Type  
Fill Color  
O/L Color  
Location  
Size  
Notes

NNP List Font Examples

85%