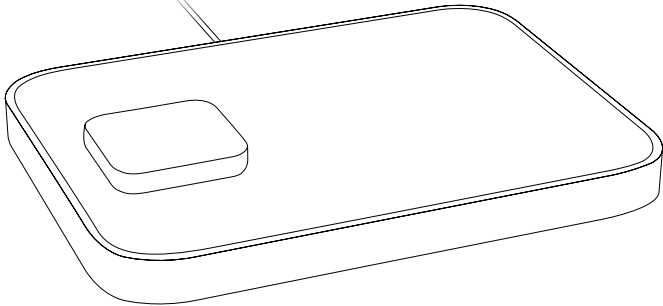
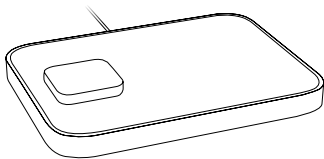




Valet





In The Box

- Twelve South Valet with interchangeable frame
- 1.5m USB-C to USB-C Cable
- 36W Power Adapter
- User Manual

Device Compatibility

- Qi2-enabled devices
- USB-C devices

Specifications

Input: 5V3A, 9V/3A, 12V/2.91A

Qi2 Wireless Raised Charging Pad Output: 15W Max

USB-C Output: 5V/3A, 9V/1.67A, 15W Max

Qi2 Wireless + USB-C Output: 15W + 15W, 30W Max

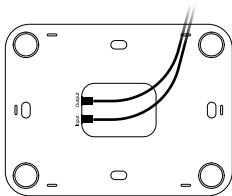
Operating Temperature Range

Operating Temperature:

+23°F to 95°F / -5°C to 35°C, humidity ≤90%

Storage Temperature:

-4°F to 131°F / -20°C to 55°C, humidity ≤90%



How To Use Valet

1. Connect one end of the included USB-C to USB-C cable to the AC adapter and plug into a wall outlet.

Feed the other end of the USB-C cable through the cable management system on the bottom of Valet and plug into the Input port.

a. LED Indicator: when powered on, the LEDs on the bottom will briefly illuminate indicating proper connection.

2. Place your compatible device on the raised charging pad on top of Valet to begin charging wirelessly.

a. LED Indicator:

i. Wireless charging confirmation: LEDs on the bottom of Valet will slowly pulse twice.

ii. Foreign object detection: LEDs on the bottom of Valet will blink. Remove your device and inspect the raised charging pad to ensure that no objects are between your device and the raised charging pad.

3. To charge a second device, connect another USB-C cable (not included) to the Output port on the bottom of Valet.

4. Rest other items such as your wallet, keys or sunglasses on the Valet tray.

Removeable Frame:

Valet's frame is attached with magnets and can be swapped out for a different color (not included) to customize your experience.

Care Instructions:

Your Valet is crafted from premium Nappa leather. To preserve its natural beauty, wipe clean with a soft, dry cloth. Avoid exposure to liquids, oils, or direct sunlight. For lasting suppleness, occasionally treat with a quality leather conditioner.

Safety Warnings

For indoor use only.

Do not use this equipment in a damp or wet location.

Do not immerse in water or use in humid environments.

Do not cover the device or operate it under pillows, blankets, or the like while charging.

Do not operate the apparatus in a confined space, such as a bookcase or similar unit. Maintain adequate ventilation around the device.

Do not open or disassemble the device. There are no user-serviceable parts inside.

Do not use the device if the housing or plug is damaged.

If you notice any visible damage, corrosion, or unusual odors, immediately take the device out of service.

Modifications and repairs must only be carried out by qualified personnel.

The apparatus shall not be exposed to dripping or splashing and no objects filled with liquids, such as vases, shall be placed on the apparatus.

Avoid prolonged contact with skin during charging.

Before charging, ensure there are no foreign objects, such as metal objects or liquids, obstructing the device's port. Inserting foreign objects may damage the device or connected equipment.

Do not expose to extreme temperatures.

Maximum ambient temperature for operation: 131°F / 55°C.

Do not expose to direct sunlight or other heat sources.

Do not expose the device to flammable or harsh chemicals or vapors.

When transporting the device, handle with care to prevent damage to any of its components. Do not subject the device to strong force or impact.

Do not drop, drag or step on the device or any of its components.

Store the device in a location inaccessible to children to prevent accidental ingestion or tampering.

This product contains magnets. Individuals with pacemakers or other implanted medical devices should consult a physician

before use.

Use only manufacturer-approved and compatible cables and accessories.

Not suitable for use by children or persons with reduced physical, sensory, or mental capabilities.

Do not use extension cords or adapters.

Ensure that cables do not present a tripping hazard.

Only connect to a properly grounded outlet.

Always disconnect the device from the power supply when not in use.

-Reorient or relocate the receiving antenna.

- Increase the separation between the equipment and receiver.

- Connect the equipment into an outlet on a circuit different from that to which the receiver is connected.

- Consult the dealer or an experienced radio/TV technician for help. The device has been evaluated to meet general RF exposure statement.

The device can be used in portable exposure condition without restriction

Regulatory Information

FCC Compliance Statement:

This device complies with Part 15 of the FCC Rules. Operation is subject to the following two conditions:

- (1) This device may not cause harmful interference, and
- (2) This device must accept any interference received, including interference that may cause undesired operation.

Any changes or modifications not expressly approved by the party responsible for compliance could void the user's authority to operate the equipment.

NOTE: This equipment has been tested and found to comply with the limits for a Class B digital device, pursuant to Part 15 of the FCC Rules. These limits are designed to provide reasonable protection against harmful interference in a residential installation. This equipment generates, uses and can radiate radio frequency energy and, if not installed and used in accordance with the instructions, may cause harmful interference to radio communications. However, there is no guarantee that interference will not occur in a particular installation. If this equipment does cause harmful interference to radio or television reception, which can be determined by turning the equipment off and on, the user is encouraged to try to correct the interference by one or more of the following measures:

FCC Responsible Party:

Twelve South LLC

1503 King St Ext, Charleston, SC 29414, USA

FCC ID: 2AREB-VAL1

Valet comes with a 1-year
limited warranty.

For support, visit twelvesouth.com/support
or contact our customer service team.
For full warranty details, please refer to our
website. Thank you for choosing Twelve
South's Valet!



LEARN MORE

twelvesouth.com/products/valet

